



TUESDAY, JUNE 21, 2011, 2PM EDT

Support for Campaign Against Extremists Wanes

U.S. Image in Pakistan Falls No Further Following bin Laden Killing

Pew Global Attitudes Project:

Andrew Kohut,

President, Pew Research Center

Richard Wike, Associate Director

Juliana Menasce Horowitz,

Senior Researcher

Jacob Poushter, Research Analyst

Cathy Barker, Research Assistant

Pew Research Center:

James Bell,

Director of International Survey Research,
Pew Research Center

Elizabeth Mueller Gross,

Vice President, Pew Research Center

For Media Inquiries Contact:

Richard Wike

Vidya Krishnamurthy

202.419.4372

<http://pewglobal.org>

June 21, 2011

TABLE OF CONTENTS

	PAGE
Overview: U.S. Image in Pakistan Falls No Further Following bin Laden Killing	1
About the Project	7
Roadmap to the Report	8
Chapter 1: Views of National Conditions	9
Chapter 2: Ratings of Leaders and Institutions	12
Chapter 3: Death of bin Laden and the Battle Against Extremists	17
Chapter 4: Opinions of the United States and President Obama	22
Chapter 5: Views of Extremism	29
Chapter 6: How Pakistanis and Indians View Each Other	34
Survey Methods	39
Survey Topline	46

Support for Campaign Against Extremists Wanes
**U.S. Image in Pakistan Falls No Further Following
bin Laden Killing**

Most Pakistanis disapprove of the U.S. military operation that killed Osama bin Laden, and although the al Qaeda leader has not been well-liked in recent years, a majority of Pakistanis describe his death as a bad thing. Only 14% say it is a good thing.

Moreover, many Pakistanis believe the U.S. raid on bin Laden’s compound – which was located about 35 miles from Islamabad – will have a negative impact on the already strained relations between the U.S. and their country.

However, the current survey, taken after the raid, showed no material change in opinion of the U.S., when compared with polling conducted immediately before it. In fact, prior to the raid favorable ratings of the U.S. had already fallen to a level not seen since 2002, following the invasion of neighboring Afghanistan.

Currently, just 12% express a positive view of the U.S. and only 8% have confidence in President Barack Obama to do the right thing in world affairs. Obama’s ratings are as low as former President George W. Bush’s were in 2008. Most Pakistanis see the U.S. as an enemy, consider it a potential military threat, and oppose American-led anti-terrorism efforts. All of these views were comparably negative both before and after the killing of bin Laden.

Pakistanis are uncertain about their own government’s role in the military operation that killed bin Laden. About three-in-ten (29%) believe the Pakistani government authorized the raid and

**Disapproval of Killing
of Osama bin Laden**

<i>Approve of operation that killed bin Laden?</i>	2011
Approve	%
Disapprove	10
Don't know	63
	27
<i>Good/bad thing he is dead?</i>	
Good thing	14
Bad thing	55
Don't know	32

Data from May 2011 survey conducted after bin Laden’s death.

PEW RESEARCH CENTER Q107aPAK & Q107bPAK.

**But U.S. Image Not
Further Tarnished**

	2011	
	Pre-OBL death	Post-OBL death
<i>Opinion of the U.S.</i>	%	%
Favorable	11	12
Unfavorable	75	73
Don't know	14	16
<i>Confidence in Obama</i>		
A lot/Some	10	8
Not too much/None	65	68
Don't know	25	24
<i>U.S. seen as...</i>		
More of a partner	9	6
More of an enemy	68	69
Neither	10	9
Don't know	13	16

PEW RESEARCH CENTER Q3a, Q48a, & Q85.

23% say it did not, but 49% say they do not know. Only 18% think the government knew bin Laden was hiding in Abbottabad and 29% do not think that was the case; again, roughly half (53%) offer no opinion.

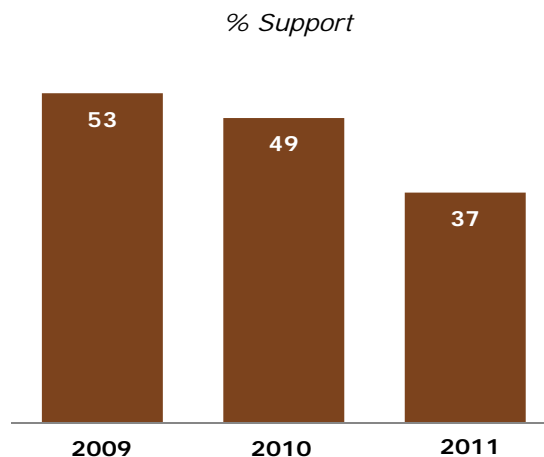
Support for the Pakistani government's military campaign against extremist groups has waned in recent years. Just 37% support using the Pakistani army to fight extremists in the country's Federally Administered Tribal Areas (FATA) and the Khyber Pakhtunkhwa region (formerly the North-West Frontier Province). This level is significantly lower than it was two years ago, when, in a survey taken following conflict between government forces and Taliban-affiliated groups in the Swat Valley area, 53% endorsed using the army to battle these organizations.

Similarly, fears that extremists might take over Pakistan have declined since 2009. Currently, 55% are very or somewhat worried about this possibility – still a sizeable number, but substantially lower than the 69% expressing such concern two years ago.

While concerns about an extremist takeover and support for using military force against extremist groups may be slipping, the groups themselves remain widely unpopular. Just 12% of Pakistanis have a positive view of al Qaeda, down from 18% in 2010. Only 12% give the Taliban a favorable rating, and when asked more specifically about the Tehrik-i-Taliban (which is based in Pakistan) and the Afghan Taliban, Pakistanis give both groups similarly low levels of support.

There is somewhat more support for Lashkar-e-Taiba, a Kashmir-based group that has carried out numerous attacks against India. Currently, 27% have a positive opinion of the organization.

Waning Support for Using Army to Fight Extremists



2011 data from May survey conducted after bin Laden's death.

PEW RESEARCH CENTER Q103.

Views of Extremist Groups

	Fav %	Unfav %	DK %
Al Qaeda	12	55	33
The Taliban	12	63	24
Tehrik-i-Taliban	19	51	30
Afghan Taliban	15	50	35
Lashkar-e-Taiba	27	37	36

Data from May 2011 survey conducted after bin Laden's death.

PEW RESEARCH CENTER Q49b, Q49d & Q105a-c.

These are among the key findings from two face-to-face personal interview surveys conducted in Pakistan by the Pew Research Center's Global Attitudes Project. The first was conducted April 10-26 among 1,970 Pakistanis as part of the 23-nation spring 2011 Pew Global Attitudes poll. The second was a special survey conducted only in Pakistan May 8-15, among 1,251 Pakistanis, following the May 2 killing of Osama bin Laden by the U.S. military. This second survey included a new set of questions specifically about bin Laden's death and repeated nearly all of the questions from the first survey. The samples for both surveys cover approximately 85% of the Pakistani population.¹ Throughout the report, results from the May survey are featured, although comparative data from the April survey are referenced on several questions of particular interest. In general, there are few notable differences between the results of the first and second surveys, suggesting that the death of bin Laden had little impact on Pakistani public opinion about the U.S. or about other issues included on the survey.

Disapproval of U.S. Foreign Policy and Opposition to Drone Strikes

Key features of U.S. foreign policy remain unpopular in Pakistan. Only one-in-five think the U.S. considers Pakistani interests when making foreign policy decisions. Almost seven-in-ten (69%) want U.S. and NATO troops out of neighboring Afghanistan. Roughly six-in-ten (62%) oppose U.S. anti-terrorism efforts.

And beyond the opposition to the raid on bin Laden's compound, there are other signs that Pakistanis are concerned about issues related to sovereignty and the use of American military force within their country's borders. Among those who are aware of U.S. drone strikes against extremists in Pakistan, these attacks are widely seen as unnecessary and as too costly in terms of innocent lives. Fears about U.S. military power are widespread – 69% believe the U.S. could be a military threat to Pakistan.

U.S. Foreign Policy Unpopular in Pakistan

<i>U.S. considers interests of countries like Pakistan?</i>	2011 %
Great deal/Fair amount	20
Not too much/Not at all	56
Don't know	24

<i>U.S. and NATO troops in Afghanistan</i>	
Keep troops	8
Remove troops	69
Don't know	22

<i>U.S.-led efforts to fight terrorism?</i>	
Favor	16
Oppose	62
Don't know	22

Data from May 2011 survey conducted after bin Laden's death.

PEW RESEARCH CENTER Q51, Q52, & Q62.

¹ For more on the methodology for these surveys, see the Survey Methods section of this report.

India Seen as Bigger Threat Than Taliban, al Qaeda

Pakistani views of traditional rival India have grown increasingly negative in recent years. Three-in-four express an unfavorable opinion of India, up from 50% five years ago.

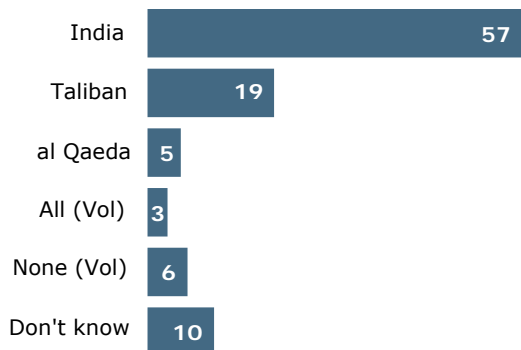
When asked which is the biggest threat to their country, India, the Taliban, or al Qaeda, a majority of Pakistanis (57%) say India.

Still, roughly seven-in-ten say it is important to improve relations with India, believe increased trade with their neighbor would be a good thing, and support further talks to reduce tensions between the two countries.

Similarly, Indians express negative opinions of Pakistan; 65% have an unfavorable view of their traditional rival and more name Pakistan as India's biggest threat (45%) than name Lashkar-e-Taiba (19%) or Naxalites (16%).

Yet, like Pakistanis, Indians would like to see improved relations between the two countries and most support increased trade between India and Pakistan.

Greatest Threat to Pakistan



"Of all these threats I have named, which of these is the greatest threat to our country?"

Data from May 2011 survey conducted after bin Laden's death.

PEW RESEARCH CENTER Q97.

Grim Ratings for National Conditions and Zardari

Pakistanis continue to be highly dissatisfied with conditions in their country. Roughly nine-in-ten (92%) are dissatisfied with the country's direction. Almost as many (85%) say the economic situation in Pakistan is bad. And optimism is scarce – 60% think the economy will worsen in the next 12 months; only 13% believe it will improve.

Pakistanis list a myriad of problems afflicting their nation – huge majorities say rising prices, a lack of jobs, crime, terrorism and political corruption are *very* big problems. Unsurprisingly, given these dismal assessments, ratings for President Asif Ali Zardari are overwhelmingly negative. Only 11% have a favorable view of him, down from 20% last year. His prime minister and fellow Pakistan Peoples Party (PPP) leader, Yousaf Raza Gilani, receives a positive rating from 37% – a significant drop from 59% in 2010.

Opposition leader Nawaz Sharif fares better: 63% express a positive opinion of the Pakistan Muslim League (PML-N) leader, down from a year ago when 71% held this view. The most popular leader tested is former cricket star Imran Khan. Nearly seven-in-ten (68%) have a favorable view of the athlete turned politician, up from 52% in 2010.

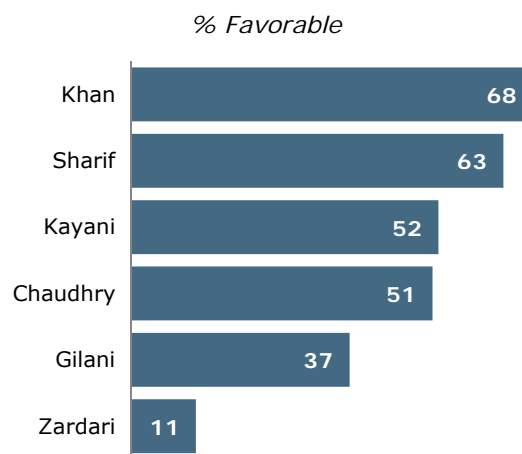
On balance, Pakistanis continue to view Chief Justice Iftikhar Muhammad Chaudhry positively, although his ratings have fallen somewhat since last year (51% favorable in 2011; 61% in 2010).

Even though the Pakistani military has received some criticism since the U.S. raid that killed bin Laden, it remains overwhelmingly popular: 79% say it is having a good influence on the country. Ratings for military chief Gen. Ashfaq Parvez Kayani have remained on balance positive – 52% give him a favorable and 21% an unfavorable rating. This represents a slight change from the April poll conducted prior to bin Laden's death, when 57% rated him favorably and 18% unfavorably.

Also of Note:

- In addition to the military, the media and religious leaders are also well-regarded; 76% of Pakistanis say the media are having a good influence on the way things are going in their country and 60% say the same about religious leaders. Few give the police and the national government positive ratings.
- Just 37% of Pakistanis say they followed news about the U.S. military raid that killed bin Laden very or somewhat closely, while 39% followed news about the raid not too closely or not at all closely.
- Most Pakistanis support the U.S. providing financial and humanitarian aid to areas where extremist groups operate, and many want the U.S. to provide intelligence and logistical support for Pakistani troops fighting extremists.

Views of Pakistani Leaders



Data from May 2011 survey conducted after bin Laden's death.

PEW RESEARCH CENTER Q49a, Q49c & Q49e-h.

- Violence is the top concern among those who are worried about Islamic extremism in Pakistan; 40% say this, compared with 24% who are most concerned about the impact of extremism on the national economy, 16% who worry that it will lead to loss of freedoms, and 15% who fear extremism will divide the country.
- More than eight-in-ten (85%) Pakistanis say suicide bombing and other violent acts against civilians in defense of Islam are *never* justified. Far fewer (38%) said this was the case in 2002, when the Pew Research Center first asked this question.

About the Pew Global Attitudes Project

The *Pew Research Center's Global Attitudes Project* conducts public opinion surveys around the world on a broad array of subjects ranging from people's assessments of their own lives to their views about the current state of the world and important issues of the day. The project is directed by Andrew Kohut, president of the Pew Research Center, a nonpartisan "fact tank" in Washington, DC, that provides information on the issues, attitudes, and trends shaping America and the world. The *Pew Global Attitudes Project* is principally funded by The Pew Charitable Trusts.

The *Pew Global Attitudes Project* is co-chaired by former U.S. Secretary of State Madeleine K. Albright, currently principal, the Albright Stonebridge Group, and by former Senator John C. Danforth, currently partner, Bryan Cave LLP.

Since its inception in 2001, the *Pew Global Attitudes Project* has released numerous major reports, analyses, and other releases, on topics including attitudes toward the U.S. and American foreign policy, globalization, terrorism, and democracy.

Pew Global Attitudes Project team members include Richard Wike, Juliana Menasce Horowitz, Jacob Poushter, and Cathy Barker. Other contributors to the project include Pew Research Center staff members Director of International Survey Research James Bell and Vice President Elizabeth Mueller Gross, as well as Jodie T. Allen, Neha Sahgal, Carroll Doherty, and Michael Dimock. Additional members of the team include Mary McIntosh, president of Princeton Survey Research Associates International, and Wendy Sherman, principal at the Albright Stonebridge Group. The *Pew Global Attitudes Project* team regularly consults with survey and policy experts, regional and academic experts, journalists, and policymakers whose expertise provides tremendous guidance in shaping the surveys.

All of the project's reports and commentaries are available at www.pewglobal.org. The data are also made available on our website within two years of publication. Findings from the project are also analyzed in *America Against the World: How We Are Different and Why We Are Disliked* by Andrew Kohut and Bruce Stokes, published by Times Books. A paperback edition of the book was released in May 2007.

For further information, please contact:
 Richard Wike
 Associate Director, Pew Global Attitudes Project
 202.419.4400 / rwike@pewresearch.org

Pew Global Attitudes Project Public Opinion Surveys

<u>Survey</u>	<u>Sample</u>	<u>Interviews</u>
Summer 2002	44 Nations	38,263
November 2002	6 Nations	6,056
March 2003	9 Nations	5,520
May 2003	21 Publics*	15,948
March 2004	9 Nations	7,765
May 2005	17 Nations	17,766
Spring 2006	15 Nations	16,710
Spring 2007	47 Publics*	45,239
Spring 2008	24 Nations	24,717
Spring 2009	25 Publics*	26,397
Fall 2009	14 Nations	14,760
Spring 2010	22 Nations	24,790
Spring 2011	23 Publics*	29,100

* Includes the Palestinian territories.

Roadmap to the Report

The first chapter examines views of national conditions in Pakistan, including current economic conditions and top national problems. The next chapter looks at ratings of national leaders and institutions within Pakistan. Chapter 3 explores opinions regarding the killing of Osama bin Laden, its effect on U.S.-Pakistani relations, the possible role of the Pakistani government in the raid, and views about the fight against extremists in Pakistan. Chapter 4 examines Pakistani attitudes toward the United States, including views of U.S. President Barack Obama, opinions about American foreign policy, and questions about U.S. aid to Pakistan. Chapter 5 looks at concerns about extremism, views of militant groups, and support for suicide bombing and violence against civilians. The final chapter examines how Pakistanis and Indians view one another. A summary of the survey's methodology, followed by complete topline results, can be found at the end of the report.

1. Views of National Conditions

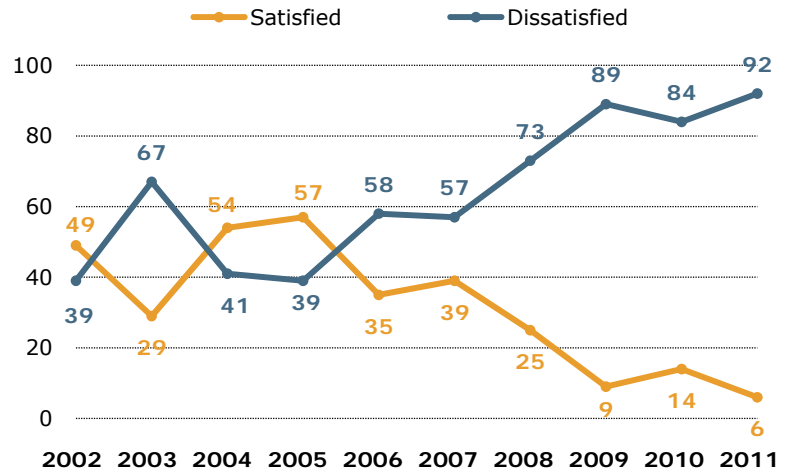
Pakistanis remain deeply dissatisfied with the way things are going in their country. More than eight-in-ten say the nation's economy is in bad shape, and most are pessimistic about Pakistan's short-term economic future.

Concerns about rising prices and the lack of jobs are widespread, and about nine-in-ten also rate crime and terrorism as very big problems. At least seven-in-ten describe political corruption, the situation in Kashmir and illegal drugs as major challenges for Pakistan, and smaller majorities offer similar views about pollution, access to clean drinking water, the situation in Afghanistan and emigration.

Widespread Dissatisfaction

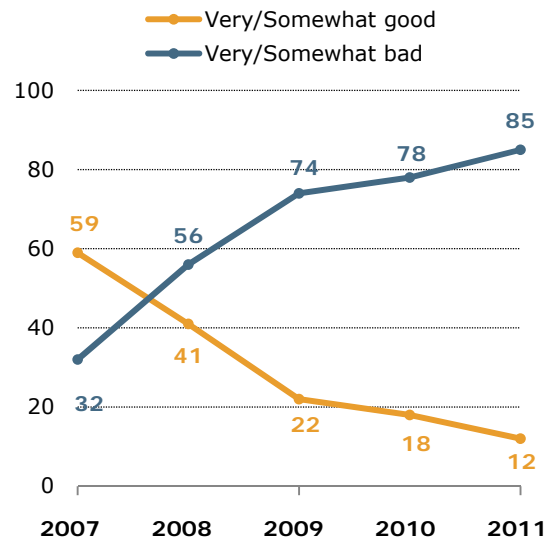
Nearly nine-in-ten (92%) Pakistanis are dissatisfied with the way things are going in their country, virtually unchanged over the past two years. Compared with surveys conducted mid-decade, however, views of national conditions have shifted drastically; nearly six-in-ten (57%) Pakistanis were satisfied with national conditions in 2005, while 39% were dissatisfied.

Country Direction in Pakistan



2011 data from May survey conducted after bin Laden's death.
PEW RESEARCH CENTER Q2.

Views of Economic Conditions



2011 data from May survey conducted after bin Laden's death.
PEW RESEARCH CENTER Q4.

Similarly, ratings of national economic conditions have plummeted in recent years. Currently, 85% say the economic situation is bad, including nearly two-thirds (65%) who say it is very bad. As recently as 2007, about six-in-ten (59%) Pakistanis said their national economy was in good shape and just 32% said it was in bad shape.

When asked whether they expect the economy to improve, worsen or remain the same in the next 12 months, most Pakistanis are pessimistic; 60% expect economic conditions to worsen, while 13% say the economy will improve and 15% expect it to remain the same.

Those who identify with the ruling PPP are more optimistic than those affiliated with the PML-N about the country's short-term economic future, although supporters of both parties offer negative assessments. About one-in-five (22%) PPP supporters expect the economy to improve, while about half (49%) say it will worsen and 15% say it will remain the same; among PML-N supporters, just 13% expect economic conditions to get better over the next year, while 67% say the economy will worsen and 15% expect the economy to remain the same.

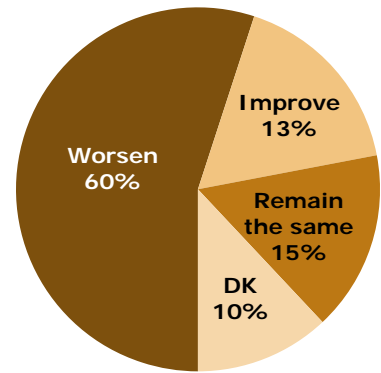
Crime, Terrorism and the Economy Top Concerns

Nearly all Pakistanis (97%) rate rising prices as a *very big problem* in their country, and 89% express similar concern about the lack of jobs. About nine-in-ten also consider crime (91%) and terrorism (88%) to be major problems.

Nearly eight-in-ten (79%) regard corrupt political leaders as a *very big problem*. Concerns about corruption have increased

Pessimism Regarding Economic Future

In the next 12 months, the economy will...

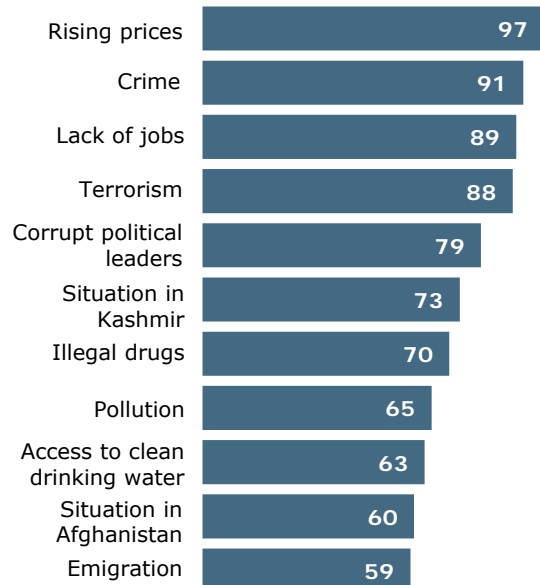


Data from May 2011 survey conducted after bin Laden's death.

PEW RESEARCH CENTER Q5.

How Big of a Problem Is...

% Very big problem



Data from May 2011 survey conducted after bin Laden's death.

PEW RESEARCH CENTER Q12a-j & Q13.

considerably since earlier in the decade. In 2002, about six-in-ten (58%) said this was a major problem; by 2010, about three-quarters (74%) expressed a similar opinion.

At least seven-in-ten Pakistanis also see the situation in Kashmir (73%) and illegal drugs (70%) as very big problems (for more on Kashmir, see chapter 6). Nearly two-thirds (65%) see pollution as a very big problem and 63% hold similar views about access to clean drinking water (63%).

The situation in Afghanistan and emigration are increasingly mentioned as major concerns. About six-in-ten see each as a very big problem for Pakistan (60% and 59%, respectively). In 2010, about half expressed similar opinions about the situation in Afghanistan (51%) and people leaving the country for jobs (47%).

2. Ratings of Leaders and Institutions

Views of Pakistani President Asif Ali Zardari remain decidedly negative, as they were immediately before the U.S. raid that killed Osama bin Laden. The once-popular president, who received favorable ratings from a solid majority of Pakistanis as recently as 2008, is now viewed unfavorably by more than eight-in-ten. Prime Minister Yousaf Raza Gilani, a close ally of Zardari who had been popular in recent years, now also receives negative ratings.

In contrast, opposition leaders Nawaz Sharif and Imran Khan remain widely popular, while smaller majorities give Army Chief General Ashfaq Parvez Kayani and Chief Justice Iftikhar Muhammad Chaudhry positive ratings.

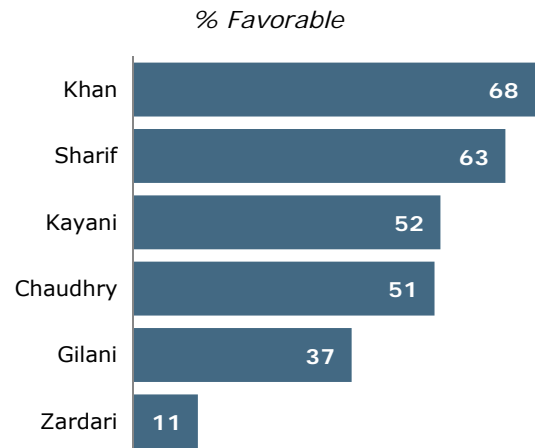
Pakistanis continue to hold their country's military in high regard, and most also say the media and religious leaders are having a good influence on the way things are going in the country. On the other hand, most say the police and the national government are having a negative influence on Pakistan. The court system, which was seen as having a positive influence in recent surveys, now receives mixed ratings.

Zardari vs. Sharif

Pakistan President Asif Ali Zardari continues to receive overwhelmingly negative ratings; just 11% offer a favorable opinion of him, while more than eight-in-ten (84%) hold an unfavorable view. In 2010, one-in-five had positive opinions and 76% had a negative view of the president.

Opinions of Zardari have declined considerably in recent years; as recently as 2008, more than six-in-ten (64%) expressed positive views of the president, while just about a quarter (24%) offered negative opinions.

Views of Pakistani Leaders



Data from May 2011 survey conducted after bin Laden's death.

PEW RESEARCH CENTER Q49a, Q49c & Q49e-h.

Pakistanis across demographic groups give the president negative ratings, and even a majority (63%) of those who are affiliated with Zardari's Pakistan Peoples Party (PPP) express unfavorable views of him. Zardari receives his most positive marks in Sindh, although most in that province, a traditional stronghold of support for the PPP, have negative opinions (31% favorable and 69% unfavorable). At least eight-in-ten in Punjab (94%) and Khyber Pakhtunkhwa (83%) offer unfavorable views of the president.

Zardari's primary political rival, Nawaz Sharif, on the other hand, remains widely popular, although somewhat fewer now express favorable opinions of him than have done so in recent years. About six-in-ten (63%) offer a positive view of Sharif, down from 71% in 2010 and 79% in 2009.

Support for Sharif is overwhelming among those affiliated with his party, the Pakistan Muslim League (PML-N): 85% in the PML-N offer a positive view. Majorities in the PPP also express favorable views of the opposition leader; 66% offer a positive opinion.

Views of Khan, Gilani, Chaudhry and Kayani

Imran Khan, the former world class Pakistani cricket player who founded the small opposition political party Pakistan Tehreek-e-Insaf, is increasingly popular in Pakistan. About two-thirds (68%) have a favorable view of Khan, a vocal opponent of U.S. drone strikes; in 2010, about half (52%) had a positive opinion of him. Khan is widely popular across both main political parties; 81% of PML-N supporters and 61% of PPP supporters give him a favorable rating.

In contrast, Prime Minister Yousaf Raza Gilani, who got high marks in recent years, now receives negative ratings; views of Gilani have become especially negative in the wake of bin Laden's death. Just 37% now have a favorable opinion and about half (52%) have an unfavorable view of the prime minister. As recently as April, views of Gilani were mixed

Opposition Leader Remains More Popular Than President Zardari

<i>Views of Zardari</i>	2008	2009	2010	2011	
				Pre-OBL death	Post-OBL death
	%	%	%	%	%
Favorable	64	32	20	15	11
Unfavorable	24	65	76	81	84
Don't know	11	4	4	4	4

<i>Views of Sharif</i>	2008	2009	2010	2011	
				Pre-OBL death	Post-OBL death
	%	%	%	%	%
Favorable	76	79	71	65	63
Unfavorable	20	17	24	31	30
Don't know	4	3	6	4	6

PEW RESEARCH CENTER Q49a & Q49c.

(45% positive and 48% negative). In 2009 and 2010, solid majorities (67% and 59%, respectively) offered positive opinions of Gilani.

The prime minister remains popular among those who identify with the PPP; 59% give him favorable ratings. However, he has lost supporters in PML-N; 39% of those who identify with the opposition party give Gilani a positive rating, compared with 71% in 2010.

Opinions of Army Chief of Staff General Ashfaq Parvez Kayani, while still positive, have declined somewhat since bin Laden's death in the military town of Abbottabad. About half (52%) express a positive opinion of Kayani, down from 57% immediately before bin Laden's death. In 2010, about six-in-ten (61%) expressed positive views. Kayani is especially well-liked by supporters of the PML-N (69% favorable), but a 48%-plurality of those who identify with the PPP also offer favorable views.

Ratings for Iftikhar Muhammad Chaudhry, the Chief Justice of Pakistan's Supreme Court, have also declined since last year, but opinions of Chaudhry remain, on balance, positive. Currently, 51% say they have a favorable view of Chaudhry, who was reinstated to his post in 2009 after being suspended by former President Pervez Musharraf; about six-in-ten (61%) held favorable opinions of Chaudhry in 2009 and 2010. A majority of those in the PML-N (69%) and a plurality in the PPP (46%) hold favorable views of Pakistan's chief justice.

Khan Viewed More Favorably; Support for Prime Minister and Chief Justice Declines

<i>Views of Khan</i>	2009	2010	2011	
			Pre-OBL death	Post-OBL death
	%	%	%	%
Favorable	--	52	66	68
Unfavorable	--	24	16	16
Don't know	--	24	19	16

<i>Views of Gilani</i>	2009	2010	2011	
			Pre-OBL death	Post-OBL death
	%	%	%	%
Favorable	67	59	45	37
Unfavorable	19	25	48	52
Don't know	16	17	8	11

<i>Views of Chaudhry</i>	2009	2010	2011	
			Pre-OBL death	Post-OBL death
	%	%	%	%
Favorable	61	61	53	51
Unfavorable	18	16	25	28
Don't know	22	24	23	22

<i>Views of Kayani</i>	2009	2010	2011	
			Pre-OBL death	Post-OBL death
	%	%	%	%
Favorable	--	61	57	52
Unfavorable	--	14	18	21
Don't know	--	26	25	26

PEW RESEARCH CENTER Q49e-h.

Views of Key Groups and Institutions

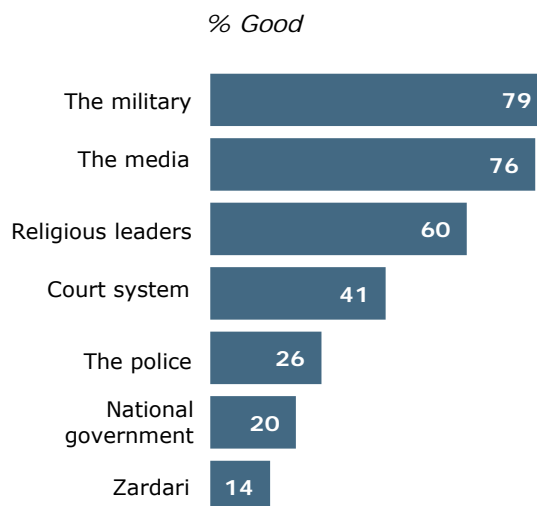
About eight-in-ten (79%) Pakistanis say the military is having a good influence on the way things are going in Pakistan. And while the Pakistani military has come under criticism following the raid on Osama bin Laden's compound, the Pakistani public's views of that institution have remained largely unchanged; just prior to bin Laden's death, 83% said the military was having a positive influence.

The media and religious leaders also receive high marks. About three-quarters (76%) of Pakistanis say the media are having a good influence on the way things are going in their country, while six-in-ten offer similar views about religious leaders. Views of the media and religious leaders have been relatively stable in recent years.

About four-in-ten (41%) Pakistanis say their country's court system is having a good influence on the way things are going, and 45% say its influence is negative. Ratings for the once well-regarded court system dropped considerably between April and May 2011, following the controversial April 21 acquittal of five men accused of participation in the gang rape of Mukhtaran Mai, a case that has garnered national and international attention. In April 2011, nearly six-in-ten (57%) said the court system was having a positive influence on the way things were going in Pakistan, virtually unchanged from 2009 and 2010.

Consistent with recent surveys, the police receive low marks from the public. About a quarter (26%) say the police are having a positive influence, while two-thirds believe they are having a bad influence on the way things are going in Pakistan.

Influence of Groups and Institutions



Data from May 2011 survey conducted after bin Laden's death.

PEW RESEARCH CENTER Q33a-g.

Views of the Military Unchanged by bin Laden's Death

	2011		Change
	Pre-OBL death	Post-OBL death	
Good	83%	79%	-4
Bad	13%	16%	+3
Don't know	4%	5%	+1

PEW RESEARCH CENTER Q33c.

Views of the national government also remain negative. One-in-five say it is having a good influence on the way things are going in Pakistan and three-quarters offer a negative assessment, largely unchanged from a year ago. In 2009, however, as many as four-in-ten said the national government was having a good influence, and majorities expressed this view in 2007 (59%) and 2002 (72%).

Only 14% say President Zardari is having a positive influence on the country and 83% say his influence is negative. Views of Zardari have become increasingly negative since 2009, although relatively few gave him high marks then; 27% said his influence was good and 68% said he was having a bad influence on Pakistan.

3. Death of bin Laden and the Battle Against Extremists

Although Osama bin Laden was not well-regarded in recent years, few Pakistanis approve of the military operation that killed him, and most say it is a bad thing that the al Qaeda leader is dead. Looking forward, many think the killing of bin Laden will create even greater tensions between the U.S. and their country.

Regarding their own government's role in the operation, Pakistanis are uncertain – majorities or pluralities say they do not know whether the Pakistani government provided intelligence to the U.S., authorized the operation, or knew bin Laden was hiding in Abbottabad.

Along with the killing of bin Laden, another American effort targeting leaders of extremist groups on Pakistani soil is also unpopular: drone strikes. Among Pakistanis who are aware of the drone attacks, about six-in-ten consider them unnecessary.

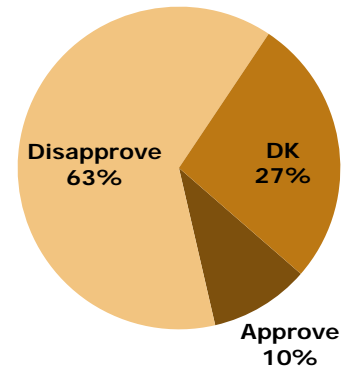
And Pakistanis are losing enthusiasm for their own government's battle against extremists – just 37% say they support using the army to fight extremist groups, down from 53% two years ago.

Most Call bin Laden's Death a Bad Thing

Prior to his death, Osama bin Laden's popularity had waned considerably in Pakistan. In 2005, 51% of Pakistanis said they had confidence in the terrorist leader to do the right thing in world affairs, but in the spring 2011 poll conducted shortly before his death, only 21% expressed this view.

However, despite the lack of broad support for bin Laden, most Pakistanis (63%) disapprove of the U.S. raid that killed him. Only 10% approve; about a quarter (27%) offer no opinion.

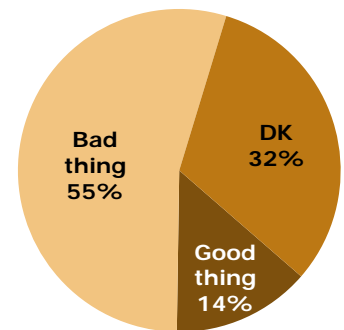
Approve of Operation That Killed Osama bin Laden?



Data from May 2011 survey conducted after bin Laden's death.

PEW RESEARCH CENTER Q107aPAK.

Good or Bad Thing That Osama bin Laden Is Dead?



Data from May 2011 survey conducted after bin Laden's death.

PEW RESEARCH CENTER Q107bPAK.

Moreover, when asked, regardless of how they feel about the U.S. military operation, do they think bin Laden's death is a good or bad thing, 55% say it is a bad thing. Just 14% describe it as a good thing, while roughly one-in-three (32%) do not express an opinion.

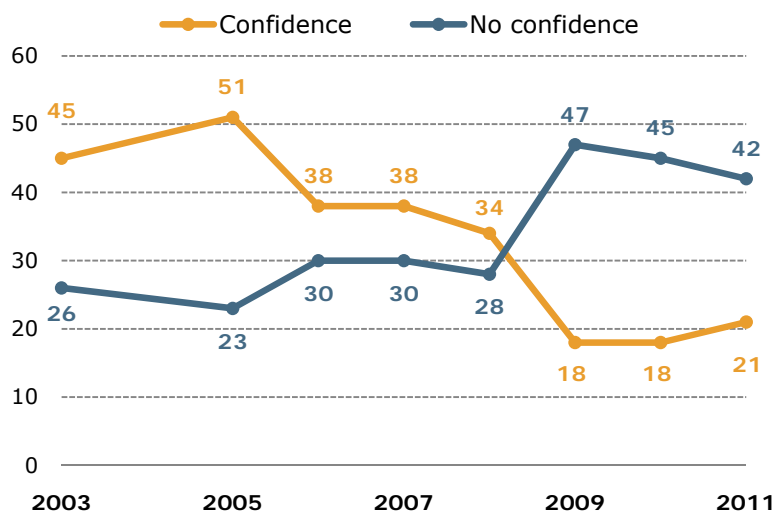
While the raid that killed bin Laden has been a major news story in Pakistan, the U.S. and around the world, it is not necessarily an issue of great interest among the Pakistani public. Nearly four-in-ten (37%) say they have followed news about the raid very or somewhat closely, while 39% say they have followed news about it not too closely or not at all closely. One-in-four say they do not know.

Interest in the story is more common among Pakistanis with higher incomes (54% very or somewhat closely), those who have attended at least some intermediate school (53%), and urban residents (46%).

The bin Laden Raid and U.S.-Pakistani Relations

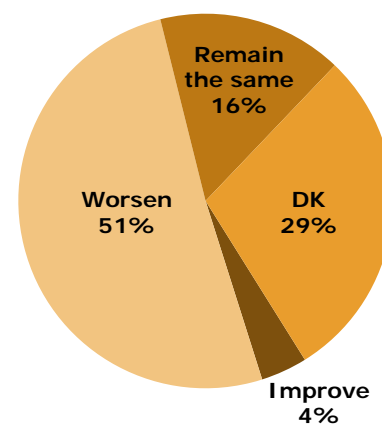
On balance, Pakistanis believe the U.S.-Pakistani relationship, which has been fraught with tensions for years, will suffer as a result of the military operation that killed bin Laden. Roughly half (51%) think relations between the two countries will worsen as a result, while only 4% think relations will improve and 16% say they will remain the same as they have been.

Prior to His Death, Few Expressed Confidence in bin Laden



2011 data from April survey conducted before bin Laden's death.
PEW RESEARCH CENTER Q48e.

U.S.-Pakistan Relations Will...



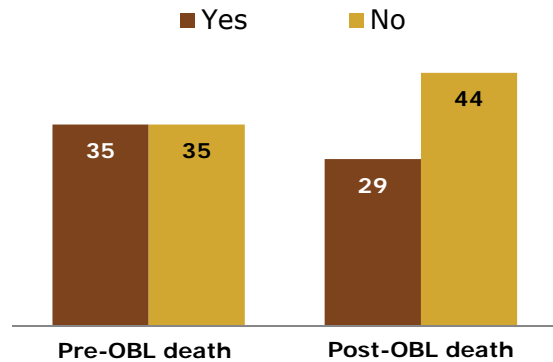
Data from May 2011 survey conducted after bin Laden's death.
PEW RESEARCH CENTER Q108PAK.

Following bin Laden's death, Pakistanis became more likely to say the U.S.-Pakistani relationship has worsened in recent years. Prior to the killing of the al Qaeda leader, Pakistanis were divided on the question of whether relations between their country and the U.S. had improved: 35% said yes and 35% said no. After his death, 29% said relations had improved in recent years, while 44% said they had not.

Despite the pessimism about the direction of U.S.-Pakistani relations, most Pakistanis would like to see a strong relationship between the two countries. Six-in-ten say it is important that relations between the U.S. and Pakistan improve; only 22% think this is unimportant.

After bin Laden's Death, More Negative View of U.S.-Pakistani Relations

Have relations between Pakistan and the U.S. improved in recent years?



PEW RESEARCH CENTER Q72.

What Did the Pakistani Government Know?

There is no consensus among Pakistanis regarding the extent to which their government was involved in the military operation that killed Osama bin Laden.

Just 18% think the government knew bin Laden was hiding in Abbottabad, Pakistan; 29% say the government did not know this; and a slim majority (53%) has no opinion.

Nearly a quarter (23%) think the Pakistani government provided intelligence to the U.S. that led to the killing of the al Qaeda leader, while an almost equal number (22%) do not believe this. However, a majority (56%) has no view on this issue.

Pakistani Government's Role in bin Laden's Death

Did Pakistani government...	Yes %	No %	DK %
Know bin Laden was in Abbottabad	18	29	53
Provide intelligence to U.S.	23	22	56
Authorize military operation	29	23	49

Data from May 2011 survey conducted after bin Laden's death.

PEW RESEARCH CENTER Q109aPAK, Q109bPAK, & Q110PAK.

About three-in-ten (29%) think their government authorized the raid that killed bin Laden, while 23% do not believe this. Roughly half (49%) do not know. The view that the Pakistani government authorized the operation is especially common among supporters of the opposition Pakistan Muslim League (PML-N) (42%).

Drone Strikes and the Fight Against Extremists

Awareness of U.S. drone attacks against extremists groups and leaders within Pakistan has increased since last year. Today, 27% say they have heard a lot about these attacks, compared with 14% last year. Meanwhile, the percentage of Pakistanis who have heard a little has risen from 21% to 29%.

Familiarity with the drone strikes is linked to education. Those with some intermediate or more education (85%) and those with at least some primary education (68%) are much more aware of these attacks than are Pakistanis with no formal education (35%). Men (76%) are also much more aware than women (36%).

As in previous years, those who know about the drone strikes tend to view them negatively. Nearly all (97%) say they are a bad thing – and 65% say they are *very* bad.

When those who are aware of the drone attacks are asked who is conducting them, roughly seven-in-ten (69%) say the U.S. government; 3% say the Pakistani government; and 19% volunteer that both governments are responsible. When asked whether these attacks are being done without the approval of the Pakistani government, more than four-in-ten (45%) say yes while a roughly equal number (41%) say no.

More Now Aware of Drone Strikes

<i>How much have you heard about drone attacks...</i>	2010 %	2011 %	<i>Change 10-11</i>
A lot	14	27	+13
A little	21	29	+8
Nothing at all	43	23	-20
Don't know	22	21	-1

2011 data from May survey conducted after bin Laden's death.

PEW RESEARCH CENTER Q101.

Drone Strikes...

	Agree %	Disagree %	DK %
Kill too many innocent people	89	5	5
Are being done without gov't approval	45	41	14
Are necessary	26	61	13

Data from May 2011 survey conducted after bin Laden's death.

Based on 56% who have heard about the strikes.

PEW RESEARCH CENTER Q102a-c.

Fully 61% of those who know about the strikes say they are unnecessary and 89% think they kill too many innocent people.

Only 21% of Pakistanis say they support the idea of U.S. and Pakistan working together to conduct drone strikes against extremist leaders.

Other types of U.S. involvement in the fight against extremist groups receive more support. For instance, a slim majority (54%) wants the U.S. to provide financial and humanitarian aid to areas where these groups operate. This is essentially unchanged from last year, when 53% favored U.S. aid, although as recently as 2009, 72% favored U.S. financial and humanitarian assistance.

Nearly half (46%) would like the U.S. to provide intelligence and logistical support to Pakistani troops battling extremist groups. This too is largely unchanged from last year's 48%, but is down significantly from 2009, when 63% supported this idea.

Support is also waning for the Pakistani state's own campaign against extremists. Currently, 37% of Pakistanis support using the national army to fight extremist groups in the Federally Administered Tribal Areas (FATA) and Khyber Pakhtunkhwa (formerly the North-West Frontier Province), while 25% oppose using the military in this way. Last year, more than twice as many endorsed this idea (49%) as opposed it (20%). The current level of support for using the Pakistani army to fight extremists is unchanged from the survey conducted just prior to the U.S. military raid that killed bin Laden.

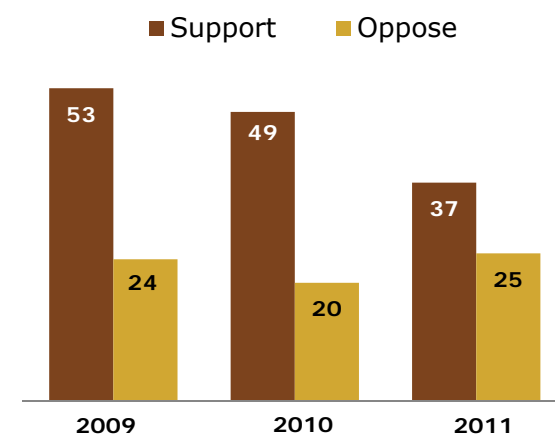
Support for U.S. Involvement in Fight Against Extremists

	Support %	Oppose %	DK %
Providing financial and humanitarian aid to areas where extremist groups operate	54	15	31
Providing intelligence and logistical support to Pakistani troops fighting extremist groups	46	18	36
Conducting drone attacks in conjunction with the Pakistani gov't against leaders of extremist groups	21	42	38

Data from May 2011 survey conducted after bin Laden's death.

PEW RESEARCH CENTER Q104a-c.

Waning Support for Using Pakistani Army to Fight Extremists



2011 data from May survey conducted after bin Laden's death.

PEW RESEARCH CENTER Q103.

4. Opinions of the United States and President Obama

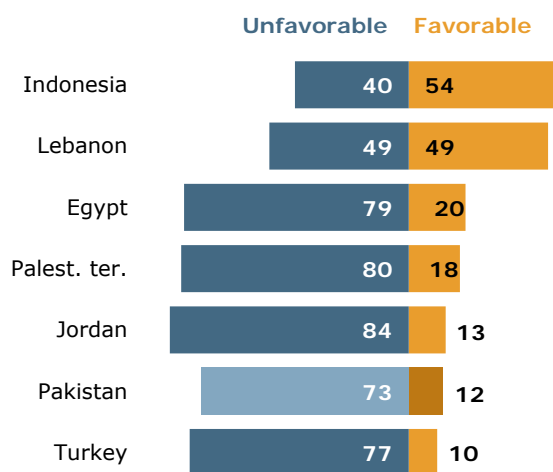
The already tarnished image of the United States in Pakistan has worsened over the past year. Currently, just 12% of Pakistanis view the U.S. favorably; in 2010, 17% saw America in a positive light. However, reactions to the U.S. raid that killed Osama bin Laden had no observable impact on the overall image of the U.S. In polling conducted immediately prior to the military operation, favorable opinion of the U.S. had already slipped to a level rivaling its lowest in nearly a decade.

In general, the U.S. military operation in Abbottabad has had little impact on attitudes toward the U.S. or its policies. On a range of indicators – from opinion of President Obama, to views of the U.S. as a partner, to support for U.S.-led efforts to combat terrorism – Pakistani opinion had already turned more negative prior to the deadly strike against bin Laden. The one exception is Pakistani awareness of U.S. aid, which actually increased in the wake of the May 2 operation.

Pakistanis have grown more skeptical of President Obama over time. Today, nearly seven-in-ten have little or no confidence in him, compared with 51% in 2009. Overall, Pakistani views of the U.S. and President Obama are among the most negative in the predominantly Muslim countries surveyed by the Pew Global Attitudes Project this year. *(For a more detailed analysis of attitudes toward the United States in Muslim nations, see “Arab Spring Fails to Improve U.S. Image,” released May 17, 2011.)*

Pakistanis worry about U.S. intentions toward their country: nearly seven-in-ten consider the U.S. to be more of an enemy, than a partner to their country. Meanwhile, a similar number say they are worried that the U.S. could pose a military threat to their country. In contrast, nearly nine-in-ten describe China as a partner to Pakistan.

Pakistanis Overwhelmingly Negative Toward U.S.



Pakistan data from May 2011 survey conducted after bin Laden's death.

PEW RESEARCH CENTER Q3a.

In terms of world affairs, most Pakistanis continue to see the U.S. acting unilaterally. Only one-in-five says the U.S takes into account the interests of countries like Pakistan when making foreign policy decisions. Among the Pakistani public, roughly six-in-ten oppose U.S.-led efforts to combat terrorism, while nearly seven-in-ten think the U.S. and NATO should remove their troops from Afghanistan as soon as possible.

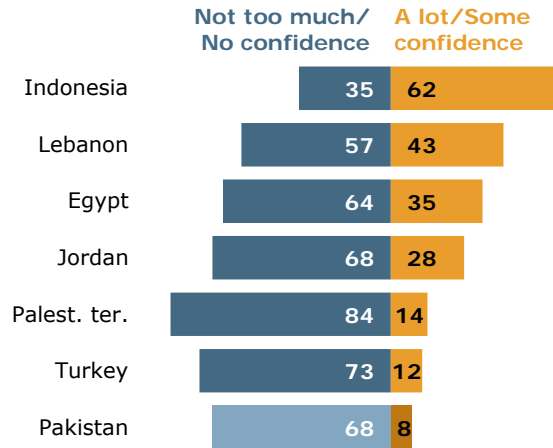
When it comes to U.S. foreign assistance, more than six-in-ten Pakistanis say the U.S. extends at least some financial aid to their country, although only about a third claim the U.S. provides “a lot” of financial assistance. Interestingly, the number acknowledging U.S. aid to their country is up from last year, and is still higher in the wake of the U.S. raid that killed bin Laden.

Among those who credit the U.S. with extending a helping hand to Pakistan, opinion is divided as to whether the amount of U.S. aid is increasing or decreasing. Those who believe the U.S. provides at least some aid to Pakistan also differ about the nature of the aid: more than a third say it is mainly intended to boost economic development, while about a fifth think it is primarily military-related.

U.S. Image and Confidence in Obama

Favorable opinion of the United States is near its lowest point in almost a decade in Pakistan. Currently, 12% express a favorable opinion of the U.S, down five percentage points from 2010. Polling before and after May 2 confirms that this latest decline in U.S. image actually preceded the U.S. raid that killed bin Laden.

Few Pakistanis Have Confidence in Obama



Pakistan data from May 2011 survey conducted after bin Laden's death.

PEW RESEARCH CENTER Q48a.

Opinion of U.S. Worsens in Pakistan

	1999/ 2000	2002	2003	2004	2005	2006	2007	2008	2009	2010	2011 Pre- OBL death	2011 Post- OBL death
<i>View of U.S.</i>	%	%	%	%	%	%	%	%	%	%	%	%
Favorable	23	10	13	21	23	27	15	19	16	17	11	12
Unfavorable	--	69	81	60	60	56	68	63	68	68	75	73
Don't know	--	20	6	18	18	17	16	17	16	16	14	16

1999/2000 survey trend provided by the Office of Research, U.S. Department of State.

PEW RESEARCH CENTER Q3a.

President Obama receives extremely low marks in Pakistan. Only about one-in-ten (8%) express at least some confidence in the American president to do the right thing when it comes to world affairs. More than two-thirds (68%) of Pakistanis say they have little or no confidence in Obama, while roughly a quarter (24%) offer no definite opinion.

Overall, the percentage of Pakistanis saying they lack confidence in the American president has increased steadily since 2009, ticking up 8 percentage points in just the last year. Today, Obama's ratings are as low as former President George W. Bush's were in 2008. The recent U.S. strike against bin Laden did not substantially impact already waning confidence in President Obama.

More Lack of Confidence in Obama

	2009	2010	2011 Pre- OBL death	2011 Post- OBL death
	%	%	%	%
A lot/ Some confidence	13	8	10	8
Not too much/ No confidence	51	60	65	68
Don't know	36	32	25	24

PEW RESEARCH CENTER Q48a.

U.S. Seen as Enemy

Many Pakistanis question U.S. intentions toward their country. Roughly seven-in-ten (69%) think America is more of an enemy than a partner to Pakistan – a view that gained traction even prior to the U.S. military operation in Abbottabad. In 2010, fewer (59%) described the U.S. as an enemy.

U.S. Not a Partner but an Enemy

	2008	2009	2010	2011 Pre- OBL death	2011 Post- OBL death
<i>Do you think the U.S. is...</i>	%	%	%	%	%
More of a partner	11	9	11	9	6
More of an enemy	60	64	59	68	69
Neither	13	12	16	10	9
Don't know	16	15	14	13	16

PEW RESEARCH CENTER Q85.

In contrast, a large majority of Pakistanis (87%) say China is a partner to their country. Virtually no one (1%) identifies it as an enemy. The notion that China is more of a partner than enemy has been the dominant view among the public since 2008.

A solid majority of Pakistanis (69%) are either very or somewhat worried that the U.S. could someday pose a threat to their homeland. Nearly half (47%) say they are *very* worried, up 10 percentage points from 2010 and five points since the April poll.

Concern about the threat posed by the U.S. is especially evident in Pakistan's most populous province, Punjab (81%). A smaller majority in Sindh (56%) say they are worried that America could pose a military threat some day, while fewer in Khyber Pakhtunkhwa (48%) and Baluchistan (42%) express the same level of concern.

Many Worried About U.S. Military Threat

	2003	2005	2007	2009	2010	2011	
						Pre-OBL death	Post-OBL death
	%	%	%	%	%	%	%
Very worried	47	43	49	49	37	42	47
Somewhat worried	25	28	23	30	28	25	22
Not too worried	9	8	7	7	12	11	10
Not at all worried	14	10	7	4	9	10	7
Don't know	5	11	13	10	13	13	15

PEW RESEARCH CENTER Q90.

American Unilateralism

Just one-in-five Pakistanis believe the U.S. takes into account the interests of other countries when making international policy decisions. This assessment is virtually unchanged from last year, when 19% offered the same opinion.

Many Pakistanis oppose U.S. anti-terrorism efforts, as well as the presence of U.S. and NATO troops in Afghanistan. Opposition to the U.S.-led campaign against terrorism notched up slightly over the past year – rising from 56% in 2010 to 62% in 2011. Notably, the U.S. raid that killed bin Laden did not substantially influence Pakistanis' opinion about the U.S. approach to fighting terrorism.

Meanwhile, a clear majority of Pakistanis (69%) say the U.S. and NATO should withdraw their troops from Afghanistan as soon as possible, rather than wait for the situation to first stabilize. Support for the immediate withdrawal of U.S. and NATO troops has been consistently strong since 2007.

Pakistanis Continue to See U.S. Acting Unilaterally

	2002	2003	2004	2005	2007	2009	2010	2011	
								Pre-OBL death	Post-OBL death
<i>Does the U.S. take into account the interests of countries like Pakistan?</i>	%	%	%	%	%	%	%	%	%
Great deal/ Fair amount	23	23	18	39	21	22	19	18	20
Not too much/ Not at all	36	62	48	41	54	53	56	60	56
Don't know	41	15	34	20	25	26	25	22	24

PEW RESEARCH CENTER Q51.

Pakistanis residing in the Punjab region voice greater opposition to U.S.-led anti-terrorism efforts (72%) than counterparts in either Sindh (56%), Khyber Pakhtunkhwa (47%) or Baluchistan (22%) (74% in Baluchistan offer no opinion). In addition, those who identify with the Pakistan Muslim League-

Increased Opposition to U.S. Fight Against Terrorism

	2002	2003	2004	2005	2006	2007	2009	2010	2011	
									Pre-OBL death	Post-OBL death
Favor	20	16	16	22	30	13	24	19	14	16
Oppose	45	74	60	52	50	59	56	56	65	62
Don't know	35	10	25	27	19	28	20	25	21	22

PEW RESEARCH CENTER Q52.

Nawaz (PML-N) are more opposed to the U.S. approach to combating terrorism than are supporters of President Asif Ali Zardari's Pakistan Peoples Party (PPP) (71% vs. 50%).

Opinion about the withdrawal of U.S. and NATO troops from Afghanistan also varies by party affiliation, with 71% of PML-N backers saying troops should be removed immediately, compared with 54% of PPP supporters.

U.S. Aid to Pakistan

When asked how much financial aid the U.S. gives their country, 38% of Pakistanis say it gives a lot, 21% say it gives a little, and 13% say it gives hardly any financial assistance. Just 5% say America provides no assistance to their country, while about a quarter (24%) are uncertain how much aid Pakistan receives from the U.S.

The percentage of Pakistanis who say the U.S. provides a lot of aid to their country has increased substantially from a 2010 survey conducted prior to widespread flooding in Pakistan and the provision of significant humanitarian aid by the U.S.; just 23% credited America with giving Pakistan a lot of financial assistance in 2010.

Notably, the number of Pakistanis holding this view increased not only before the U.S. military operation in Abbottabad, but rose still further after the raid. This may be due to Pakistani media reporting more intensely on all aspects of U.S.-Pakistani relations after the strike that killed bin Laden.

Awareness of U.S. aid is most widespread in Sindh province, where more than eight-in-ten (84%) say the U.S. provides Pakistan with at least some financial assistance. Smaller majorities in Punjab (72%) and Khyber Pakhtunkhwa (57%) also acknowledge that their country receives aid from the U.S., while just 29% in Baluchistan are aware of U.S. assistance.

Among those who credit the U.S. with extending a helping hand to Pakistan, opinion is divided as to whether the amount of U.S. aid is increasing or decreasing. Currently, 29% of Pakistanis believe the level of U.S. assistance to their country is increasing, compared with 38% who say it is decreasing and 22% who think it is staying the same. The number of Pakistanis who say U.S. aid is increasing is actually slightly lower than before the U.S. raid in Abbottabad, when 35% believed assistance to their country was on the rise.

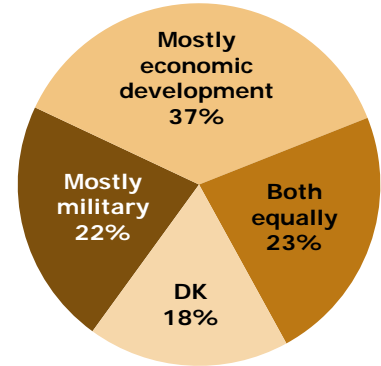
More Credit U.S. for Aid to Pakistan

<i>How much aid does the U.S. give Pakistan?</i>	2010	2011	
		Pre-OBL death	Post-OBL death
	%	%	%
A lot	23	32	38
A little	22	22	21
Hardly any	10	9	13
None	16	11	5
Don't know	29	25	24

PEW RESEARCH CENTER Q80.

Those who believe the U.S. provides at least some aid to Pakistan differ about the nature of the aid. Almost four-in-ten (37%) say it is mainly intended to boost economic development, up from 27% in 2010; 22% say it is primarily military-related. About a quarter (23%) believe U.S. aid is aimed at supporting both the economy and military, while 18% do not offer an opinion.

What Form Does U.S. Aid Take?



Based on 72% who say U.S. gives a lot, a little, or hardly any aid to Pakistan.

Data from May 2011 survey conducted after bin Laden's death.

PEW RESEARCH CENTER Q82.

5. Views of Extremism

Concerns about Islamic extremism have declined in Pakistan in recent years, but most Pakistanis continue to see it as a problem facing their nation. Moreover, many worry that extremists could take control of their country, and pluralities see al Qaeda and the Taliban as serious threats.

The violence associated with Islamic extremism is the primary concern of Pakistanis who worry about extremism, and this has become increasingly so in the wake of Osama bin Laden's death. But many also fear that extremism will hurt the economy and, to a lesser extent, that it will lead to divisions in their country and to loss of personal freedoms and choices.

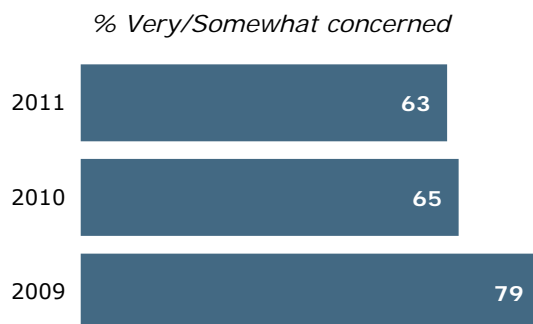
Al Qaeda, the Taliban and its affiliated groups, and Lashkar-e-Taiba, a Pakistani extremist organization that is active in Kashmir, receive low ratings in Pakistan, and Pakistanis overwhelmingly reject the violent attacks against civilians that are associated with these groups. When asked about the possibility of the Taliban regaining control of neighboring Afghanistan, however, slightly more Pakistanis say this would be good for Pakistan than say it would be bad; many Pakistanis say it would not matter for their country or do not offer an opinion. Still, most see the situation in Afghanistan as a very big problem for Pakistan, and nearly seven-in-ten want U.S. and NATO troops to leave Afghanistan as soon as possible.

Concerns About Extremism

About six-in-ten (63%) Pakistanis say they are very or somewhat concerned about Islamic extremism in their country these days, and 55% express similar concern that extremists could take control of Pakistan.

Concerns about extremism after the U.S. military raid that killed Osama bin Laden are consistent with concerns just prior to bin Laden's death and a year before, but have

Concern About Islamic Extremism



2011 data from May survey conducted after bin Laden's death.

PEW RESEARCH CENTER Q44.

declined considerably since 2009. Two years ago, nearly eight-in-ten (79%) said they were concerned about Islamic extremism and 69% were very or somewhat worried about an extremist takeover. By 2010, 65% expressed concern about extremism in their country and about half (51%) feared that extremists could take over Pakistan, levels that remained essentially unchanged in the month preceding bin Laden's death, when 63% expressed concern about Islamic extremism and 52% worried that extremists could take control of their country.

Following bin Laden's death, somewhat more Pakistanis rate his organization as a serious threat than did so just before he died (49% vs. 44%). The percentage of Pakistanis rating al Qaeda as a threat to their country has increased since last year, after dropping considerably between 2009 and 2010; 38% saw the organization as a serious threat in 2010, compared with 61% in 2009.

Perceptions of the Taliban as a threat to Pakistan are unchanged from last year with 54% seeing the Taliban as a serious threat. As is the case with views of al Qaeda, however, far fewer now see the Taliban as a threat than did so in 2009, when 73% expressed concern.

Fears of Islamic extremism are especially pronounced in Punjab, where 70% say they are concerned about extremism and 60% worry that extremists could take control of Pakistan. By comparison, 58% in Sindh, 53% in Khyber Pakhtunkhwa and 26% in Baluchistan are concerned about Islamic extremism and 52%, 51% and 25%, respectively, worry about an extremist takeover of Pakistan; more than six-in-ten in Baluchistan do not offer opinions on these questions.

More than half in Punjab (56%) and Sindh (61%) consider the Taliban a serious threat to their country, compared with 47% in Khyber Pakhtunkhwa and 17% in Baluchistan. Concerns about al Qaeda are most common in Sindh, where nearly six-in-ten (58%) consider the group a serious threat; 50% in Punjab, 42% in Khyber Pakhtunkhwa and 11% in Baluchistan share this concern. About three-quarters (78%) in Baluchistan do not

Seriousness of al Qaeda and Taliban Threats

	<i>al Qaeda</i>			
	2010		2011	
	2009	2010	Pre-OBL death	Post-OBL death
	%	%	%	%
Very/Somewhat serious	61	38	44	49
Minor/No threat	15	34	25	23
Don't know	24	27	31	27

	<i>The Taliban</i>			
	2010		2011	
	2009	2010	Pre-OBL death	Post-OBL death
	%	%	%	%
Very/Somewhat serious	73	54	51	54
Minor/No threat	13	29	25	25
Don't know	13	17	24	21

PEW RESEARCH CENTER Q96a & Q96c.

offer an opinion about the threat posed by the Taliban and 84% do not offer opinions on al Qaeda.

Violence Top Concern About Extremism

When those who say they are concerned about Islamic extremism in Pakistan are asked what concerns them most about extremism, four-in-ten say it is the fact that it is violent; 24% are primarily worried that Islamic extremism will hurt the economy, while about one-in-six say their main concern is that it will lead to people having fewer personal freedoms and choices (16%) or that it will divide the country (15%).

Concerns about the violence associated with Islamic extremism are more common now than they were immediately before bin Laden's death; about a third (34%) of those who expressed concerns about extremism in April said violence was their primary concern. About a quarter (23%) were most concerned about divisions in the country, and close to one-in-five were primarily worried about extremism hurting the economy (21%) or about loss of personal freedoms and choices (18%)

What Concerns You Most About Islamic Extremism?

	2011		Change
	Pre-OBL death %	Post-OBL death %	
It is violent	34	40	+6
It will lead to loss of freedoms	18	16	-2
It will divide the country	23	15	-8
It will hurt the economy	21	24	+3
None/Don't know	3	5	+2

Based on those who are very or somewhat concerned about Islamic extremism in Pakistan

PEW RESEARCH CENTER Q45.

Militant Groups Poorly Regarded

Few in Pakistan express positive opinions of militant groups like al Qaeda, the Taliban and Lashkar-e-Taiba. Currently, just about one-in-eight (12%) rate al Qaeda favorably and 55% have an unfavorable view of the group; a year ago, 18% expressed positive views and 53% had negatives opinions of al Qaeda. Al Qaeda's late leader, Osama bin Laden, received mostly negative ratings from Pakistanis in the weeks before his death; just 21% said they had confidence in bin Laden while 42% lacked confidence in him.

Views of the Taliban and its affiliated groups also remain negative. About one-in-eight (12%) Pakistanis have a favorable opinion of the Taliban, while 63% give the group a

negative rating. Tehrik-i-Taliban, an umbrella organization of Taliban-linked groups in Pakistan, and the Afghan Taliban are viewed favorably by 19% and 15%, respectively; about half have an unfavorable opinion of Tehrik-i-Taliban (51%) and the Afghan Taliban (50%). Many do not offer an opinion of these groups.

Similarly, views of Lashkar-e-Taiba are, on balance, negative; 27% have a positive view and 37% have an unfavorable opinion of the group. More than one-third (36%) of Pakistanis do not offer an opinion.

For the most part, opinions about militant organizations do not vary significantly across demographic groups or regions. However, in Punjab, where Lashkar-e-Taiba is based, opinions of that group are more positive than in other provinces; about a third (34%) in Punjab rate Lashkar-e-Taiba favorably and nearly the same number (35%) offer negative views. In the other three provinces, opinions of Lashkar-e-Taiba are, on balance, negative.

Afghanistan

More Pakistanis now say that the situation in Afghanistan is a very big problem for their country than did so a year ago; 60% say this is the case, compared with 51% in 2010.

About seven-in-ten (69%) say the U.S. and NATO should remove their troops from Afghanistan as soon as possible, up slightly from 2010, when 65% wanted troops to withdraw from the neighboring country. Just 8% think troops should remain in Afghanistan until the situation is stabilized and 22% do not offer an opinion.

When asked whether it would be good or bad for Pakistan if the Taliban were to regain control of Afghanistan, somewhat more now say it would be good (26%) than say it would be bad (21%);

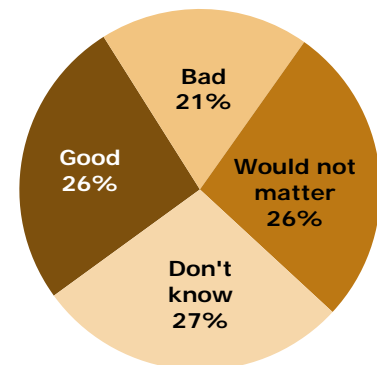
Views of Extremist Groups

	Fav %	Unfav %	DK %
Al Qaeda	12	55	33
2010	18	53	28
2009	9	61	30
2008	25	34	41
The Taliban	12	63	24
2010	15	65	19
2009	10	70	20
2008	27	33	40
Tehrik-i-Taliban	19	51	30
2010	18	51	31
Afghan Taliban	15	50	35
2010	16	49	34
Lashkar-e-Taiba	27	37	36
2010	25	35	40

Data from May 2011 survey conducted after bin Laden's death.

PEW RESEARCH CENTER Q49b, Q49d & Q105a-c.

Taliban Regaining Control of Afghanistan



Data from May 2011 survey conducted after bin Laden's death.

PEW RESEARCH CENTER Q106.

a year ago, 18% believed it would be good for Pakistan if the Taliban regained control of Afghanistan and 25% said it would be bad. Still, as was the case in 2010, many Pakistanis say it would not matter if this were to happen (26%) or do not offer an opinion (27%).

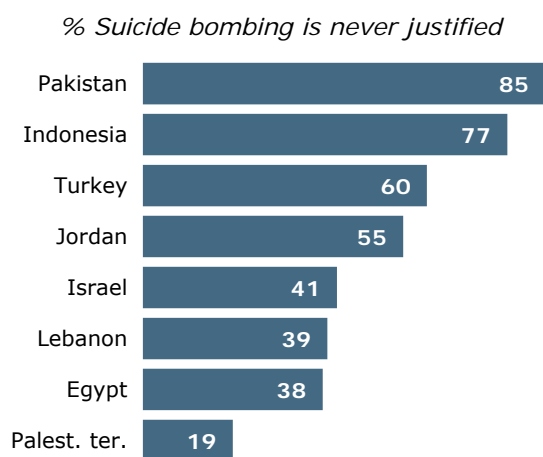
Widespread Rejection of Suicide Bombing

Pakistanis continue to reject the notion that suicide attacks against civilians in defense of Islam can be justified. More than eight-in-ten (85%) Muslims in Pakistan say this kind of violence is *never* justified; another 3% says it is rarely justified and just 5% say it is sometimes or often justified.

Rejection of suicide bombing against civilians is more widespread among Pakistani Muslims than among any other Muslim public surveyed, although majorities in Indonesia (77%), Turkey (60%) and Jordan (55%) also say these types of attacks are never justified. About four-in-ten Muslims in Israel (41%), Lebanon (39%) and Egypt (38%), and just 19% in the Palestinian territories, reject suicide terrorism.

Views of suicide bombing in Pakistan are far more negative than they were earlier in the decade. In 2002, when the Pew Research Center first asked this question, one-third of Muslims in Pakistan said violent acts against civilians in defense of Islam were often (19%) or sometimes (14%) justified; about four-in-ten (38%) said they were never justified.

Pakistanis Especially Likely to Reject Suicide Attacks



Pakistan data from May 2011 survey conducted after bin Laden's death.

Asked of Muslims only.

PEW RESEARCH CENTER Q89.

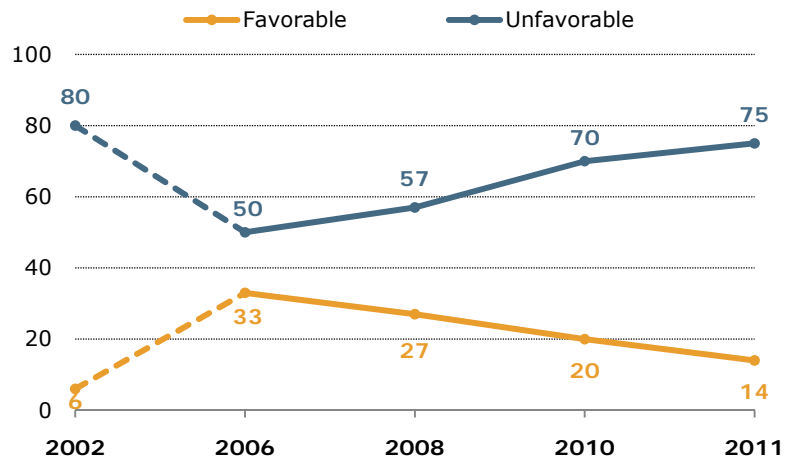
6. How Pakistanis and Indians View Each Other

Pakistan's relations with its neighbor remain tense, and over the last five years Pakistani attitudes towards India have become more negative. Currently, only 14% of Pakistanis see India in a positive light, while 75% give the country an unfavorable rating. A majority of Pakistanis consider India a more serious threat to their country than al Qaeda or the Taliban.

Likewise, Indian attitudes toward Pakistan are generally negative – 65% express an unfavorable opinion of Pakistan and a plurality considers Pakistan the greatest threat to their country.

Despite the tensions, Pakistanis and Indians agree that it is important to improve relations between the two nations. Publics in both countries are supportive of additional diplomatic talks and stronger trade ties across the border.

Pakistanis More Negative Toward India

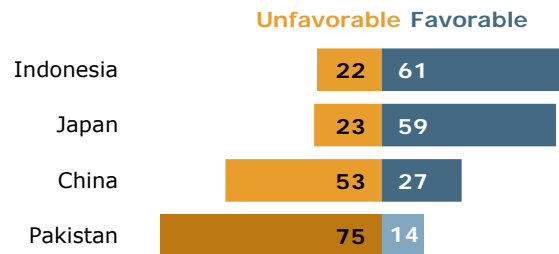


2011 data from May survey conducted after bin Laden's death.
PEW RESEARCH CENTER Q3q.

Views of India

Pakistanis have become increasingly critical of their traditional rival over the last five years. In 2006, one-third expressed a positive view of India, compared with just 14% in the current poll. Today, Pakistani attitudes toward India are nearly as negative as they were in the spring 2002 Pew Global Attitudes survey, conducted a few months after a standoff between the two countries following a

Views of India in Asia



Pakistan data from May 2011 survey conducted after bin Laden's death.

PEW RESEARCH CENTER Q3q.

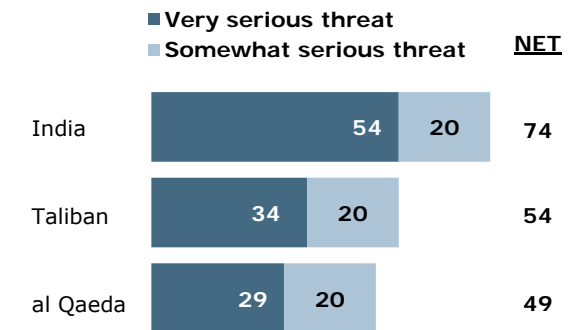
December 2001 terrorist attack on the Indian parliament.

Pakistani views of India are considerably more negative than those in other Asian countries surveyed, although more than half (53%) of Chinese also have an unfavorable opinion of India. By comparison, India is much better regarded in Indonesia and Japan, where roughly six-in-ten (61% and 59%, respectively) have a favorable view of the country.

India's the Big Worry

Decades of military tensions between India and Pakistan continue to raise security concerns in the sub-continent, and today nearly three-in-four (74%) Pakistanis consider India a serious threat to their country, including 54% who say it is a *very serious* threat. Roughly half consider the Taliban (54%) and al Qaeda (49%) serious threats.

Threats to Pakistan



Data from May 2011 survey conducted after bin Laden's death.

PEW RESEARCH CENTER Q96a-c.

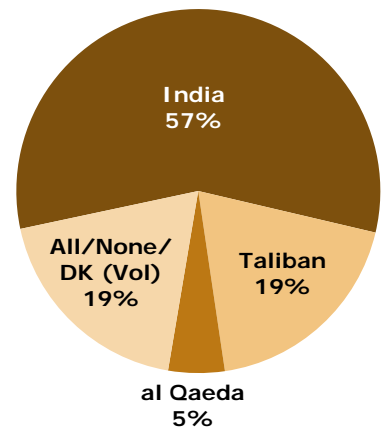
When asked to name the greatest threat to Pakistan – among India, the Taliban and al Qaeda – a majority of Pakistanis (57%) rate India as the greatest threat, while just 19% say the Taliban and only 5% think al Qaeda is the biggest threat.

Pakistanis are increasingly more likely to see India as the top threat; 48% said this was the case in 2009 and 53% named India in 2010. Fears about the Taliban have also declined; 19% name the Taliban as their country's biggest threat, compared with 23% a year ago and 32% in 2009.

The killing of Osama bin Laden has not significantly affected Pakistani views about the threat from al Qaeda or the Taliban. In the April 2011 survey conducted before the terrorist leader's death, 16% identified the Taliban as the greatest threat, while 4% said al Qaeda.

Pakistanis residing in the Punjab province are more likely to

The Single Biggest Threat to Pakistan



"Of all these threats I have named, which of these is the greatest threat to our country?"

Data from May 2011 survey conducted after bin Laden's death

PEW RESEARCH CENTER Q97.

consider India the greatest threat than are residents of other provinces. Two-thirds in Punjab say that India poses the top threat, compared with 49% in Sindh and 44% among those residing in Khyber Pakhtunkhwa. PML-N supporters (69%) are also more likely than PPP supporters (51%) to name India as the leading threat.

Indian Views of Pakistan

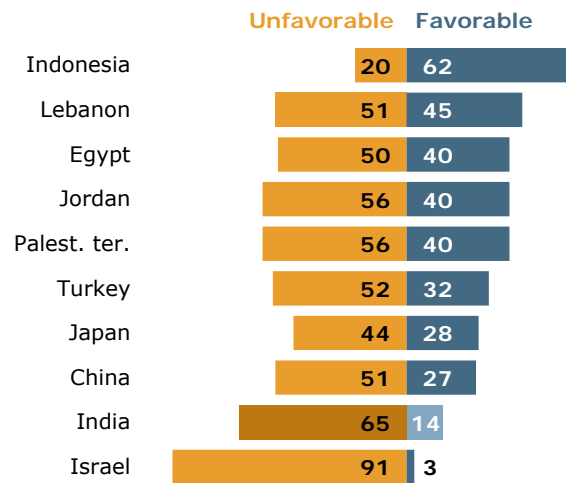
Indian views of Pakistan are also overwhelmingly negative. Only 14% give Pakistan a favorable rating, while nearly two-thirds (65%) have a negative opinion.

By contrast, Pakistan is much better regarded in Indonesia, where roughly six-in-ten (62%) give the country a positive rating. However, in the other predominantly Muslim nations surveyed – Lebanon, Egypt, Jordan, the Palestinian territories and Turkey – opinions about Pakistan are on balance negative. About half (51%) of Chinese and a 44%-plurality of Japanese respondents also have unfavorable views of Pakistan, as do 91% of Israelis.

Roughly three-in-four Indians (76%) consider Pakistan a serious threat to their country. More than six-in-ten also rate the Islamic extremist group Lashkar-e-Taiba (64%) and the communist extremist groups commonly known as Naxalites (62%) as serious threats. Half feel this way about China.

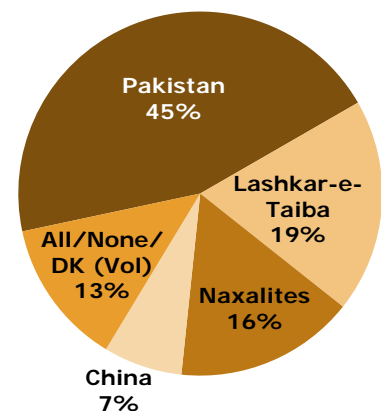
When asked to name the greatest threat to India – among Pakistan, Lashkar-e-Taiba, Naxalites and China – a plurality of Indians (45%) considers Pakistan the top threat. Nearly two-in-ten say this about Lashkar-e-Taiba (19%), while 16% rate Naxalites as the greatest threat and only 7% place China in this position.

Views of Pakistan



PEW RESEARCH CENTER Q3r.

The Single Biggest Threat to India



"Of all these threats I have named, which of these is the greatest threat to our country?"

PEW RESEARCH CENTER Q99.

Pakistanis and Indians Want Improved Relations

Even though tensions between Pakistan and India loom large, publics in both countries are supportive of greater diplomatic and economic ties across the border.

Large majorities of Pakistanis (70%) and Indians (74%) say it is important that relations between the two countries improve. Both publics also want more bilateral trade – nearly seven-in-ten (69%) Pakistanis see increasing trade with India as a good thing, while 67% of Indians also support this idea. In addition to trade ties, majorities in both countries are supportive of further diplomatic talks between the two nations.

At the crux of tensions between India and Pakistan lies the Kashmir dispute. Nearly three-fourths (73%) of Pakistanis consider the Kashmir dispute a very big problem. Majorities in both countries think it is important to find a resolution to the Kashmir issue, but Pakistanis are more likely than Indians to give this issue high salience (80% vs. 66% very important). Majorities of Pakistanis across age, education and ethnic groups agree that resolving this issue is very important.

Many Say U.S. Tilts Toward India

Pakistanis are considerably less likely than Indians to see American policies in the region as fair toward both countries. Only 9% of Pakistanis see the U.S. approach in the sub-continent as fair, while more than half (52%) say U.S. policies favor India. Only 6% believe that U.S. policies favor Pakistan. Solid majorities of Punjab residents (63%) and PML-N

Majorities in Both Countries Support Improved Relations

	Pakistan %	India %
Important to improve relations	70	74
Increased trade good thing	69	67
Support further talks	70	62

Pakistan data from May 2011 survey conducted after bin Laden's death.

PEW RESEARCH CENTER Q20, Q74 & Q76.

Resolving Kashmir Dispute Crucial

<i>Important to resolve Kashmir dispute?</i>	Pakistan %	India %
Very important	80	66
Somewhat important	11	16
Not too important	1	4
Not at all important	1	1
Don't know	8	13

Pakistan data from May 2011 survey conducted after bin Laden's death.

PEW RESEARCH CENTER Q75.

Are U.S. Policies Toward India and Pakistan Fair?

	Pakistan %	India %
Fair	9	27
Favor India	52	29
Favor Pakistan	6	13
Don't know	33	31

Pakistan data from May 2011 survey conducted after bin Laden's death.

PEW RESEARCH CENTER Q77.

supporters (69%) believe that American policies are biased in favor of India.

Indians are more divided on this issue. Nearly three-in-ten (27%) say that U.S. policies in the region are balanced, while a similar proportion (29%) believes that the U.S. favors India. Only 13% say that Pakistan garners greater favor.

Many in both countries think the India-U.S. relationship has grown stronger in recent years. A plurality of Indians (46%) says relations between their country and the U.S. have improved. An equal number (46%) of Pakistanis agree that India-U.S. relations have improved, up from 37% last year.

Relations Between India and the U.S.

<i>Have relations improved in recent years?</i>	Pakistan %	India %
Yes	46	46
No	21	20
Don't know	32	35

Pakistan data from May 2011 survey conducted after bin Laden's death.

PEW RESEARCH CENTER Q73.

2011 Pew Global Attitudes Survey in Pakistan Survey Methods

The survey in Pakistan is part of the larger Spring 2011 Pew Global Attitudes survey conducted in 22 countries and the Palestinian territories under the direction of Princeton Survey Research Associates International.

Results for the April survey in Pakistan are based on 1,970 face-to-face interviews of adults conducted April 10 to April 26. Results for the May survey in Pakistan are based on 1,251 face-to-face interviews of adults conducted May 8 to May 15. The questionnaires for the two surveys were identical, with two exceptions. First, the May questionnaire did not include an item asking about confidence in Osama bin Laden. And second, the May questionnaire included a set of questions about the U.S. military operation that killed Osama bin Laden.

Both surveys used a multi-stage cluster sample of all four provinces stratified by province representing roughly 85% of the adult population. The Federally Administered Tribal Areas, Gilgit-Baltistan, Azad Jammu and Kashmir were excluded for security reasons as were areas of instability in Khyber Pakhtunkhwa (formerly the North-West Frontier Province) and Baluchistan — roughly 15% of the population. The samples are disproportionately urban, but the data are weighted to reflect the actual urban/rural distribution in Pakistan. Interviews were conducted in Urdu, Punjabi, Pashto, Sindhi, Saraiki, and Hindko for both surveys and additionally in Chitrali for the April survey and Brahavi for the May survey.

The margin of sampling error for the April survey is ± 3.0 percentage points and ± 4.0 percentage points for the May survey. For the results based on the full sample, one can say with 95% confidence that the error attributable to sampling and other random effects is plus or minus the margin of error. In addition to sampling error, one should bear in mind that question wording and practical difficulties in conducting surveys can introduce error or bias into the findings of opinion polls.

Methods in Detail

About the 2011 Pew Global Attitudes Survey

Results for the survey are based on telephone and face-to-face interviews conducted under the direction of Princeton Survey Research Associates International. Survey results are based on national samples except in China. For further details on sample designs, see below.

The descriptions below show the margin of sampling error based on all interviews conducted in that country. For results based on the full sample in a given country, one can say with 95% confidence that the error attributable to sampling and other random effects is plus or minus the margin of error. In addition to sampling error, one should bear in mind that question wording and practical difficulties in conducting surveys can introduce error or bias into the findings of opinion polls.

Country:	China²
Sample design:	Multi-stage cluster sample stratified by China's three regional-economic zones (which include all provinces except Tibet, Xinjiang, Hong Kong and Macao) with disproportional sampling of the urban population. Twelve cities, towns and villages were sampled covering central, east, and west China. The cities sampled were Beijing, Shanghai, Guangzhou, Nanjing, Hefei, Harbin, Nanchang, Taiyuan, Chongqing, Guiyang, Kunming, and Xining. The towns covered were Jiangyin, Wuxi, Jiangsu; Pulandian, Dalian, Liaoning; Linan, Hangzhou, Zhejiang; Tengzhou, Zaozhuang, Shandong; Conghua, Guangzhou, Guangdong; Xinji, Shijiangzhuang, Hebei; Tongcheng, Anqing, Hefei; Shangzhi, Harbin, Heilongjiang; Leping, Jingdezhen, Jiangxi; Gujiao, Taiyuan, Shanxi; Xuanwei, Qujing, Yunnan; Chishui, Zunyi, Guizhou. Two or three villages near each of these towns were sampled.
Mode:	Face-to-face adults 18 plus
Languages:	Chinese (Mandarin, Guangdong, Yunnan, Shandong, Guizhou, Hebei, Chongqing, Shanxi, Jiangsu, Shanghai, Qinghai, Jiangxi, Anhui, Beijing, and Zhejiang dialects)
Fieldwork dates:	March 18 – April 6, 2011

² Data were purchased from Horizon Research Consultancy Group based on their self-sponsored survey "Chinese People View the World."

Sample size: 3,308
Margin of Error: ± 2.5 percentage points
Representative: Disproportionately urban (the sample is 66% urban, China's population is 47% urban). The sample represents roughly 57% of the adult population.

Country: **Egypt**
Sample design: Multi-stage cluster sample stratified by governorates (excluding Frontier governorates for security reasons—about 2% of the population) proportional to population size and urban/rural population

Mode: Face-to-face adults 18 plus
Languages: Arabic
Fieldwork dates: March 24 – April 7, 2011
Sample size: 1,000
Margin of Error: ± 4.0 percentage points
Representative: Adult population

Country: **India**
Sample design: Multi-stage cluster sample in 14 states and all four regions – Uttar Pradesh, Delhi, and Punjab in the North; Bihar, West Bengal, Jharkhand, and Orissa in the East; Gujarat, Maharashtra, Rajasthan, and Madhya Pradesh in the West; Andhra Pradesh, Tamil Nadu, and Karnataka in the South—with disproportional sampling of the urban population

Mode: Face-to-face adults 18 plus
Languages: Hindi, Bengali, Tamil, Kannad, Telugu, Gujarati, Marathi, Oriya, English
Fieldwork dates: March 26 – April 23, 2011
Sample size: 4,029
Margin of Error: ± 3.5 percentage points
Representative: Sample is disproportionately urban, but data are weighted to reflect the actual urban/rural distribution in India. Sample covers roughly 86% of the adult population.

Country:	Indonesia
Sample design:	Multi-stage cluster sample representative of roughly 88% of the population (excluding Papua and remote areas or provinces with small populations) proportional to population size and urban/rural population
Mode:	Face-to-face adults 18 plus
Languages:	Indonesian
Fieldwork dates:	March 23 – April 6, 2011
Sample size:	1,000
Margin of Error:	±4.0 percentage points
Representative:	Adult population (excludes 12% of population)
Country:	Israel
Sample design:	Multi-stage cluster sample stratified by Israel's six districts proportional to population size and urban/rural population with an oversample of Arabs
Mode:	Face-to-face adults 18 plus
Languages:	Hebrew, Arabic
Fieldwork dates:	March 22 – April 5, 2011
Sample size:	907 (504 Jews, 381 Arabs, 22 others)
Margin of Error:	±5.0 percentage points
Representative:	Adult population
Country:	Japan
Sample design:	Random Digit Dial (RDD) probability sample representative of all landline telephone households stratified by region and population size (excluding 5.4% of the population living in areas most affected by the earthquake)
Mode:	Telephone adults 18 plus
Languages:	Japanese
Fieldwork dates:	April 8 - April 27, May 13 – May 24, 2011
Sample size:	700
Margin of Error:	±4.5 percentage points
Representative:	Telephone households (excluding cell phone only households—less than 5%, households with no telephones—about 5%, and the population living in areas most affected by the earthquake—5.4%)

Country: **Jordan**
Sample design: Multi-stage cluster sample stratified by region and Jordan's 12 governorates and proportional to population size and urban/rural population
Mode: Face-to-face adults 18 plus
Languages: Arabic
Fieldwork dates: March 21 – April 7, 2011
Sample size: 1,000
Margin of Error: ±4.0 percentage points
Representative: Adult population

Country: **Lebanon**
Sample design: Multi-stage cluster sample stratified by Lebanon's seven major regions (excluding a small area in Beirut controlled by a militia group and a few villages in the south Lebanon, which border Israel and are inaccessible to outsiders) and proportional to population size and urban/rural population
Mode: Face-to-face adults 18 plus
Languages: Arabic
Fieldwork dates: March 21 – April 7, 2011
Sample size: 1,000
Margin of Error: ±4.0 percentage points
Representative: Adult population

Country: **Pakistan – April**
Sample design: Multi-stage cluster sample of all four provinces stratified by province (the Federally Administered Tribal Areas, Gilgit-Baltistan, Azad Jammu and Kashmir were excluded for security reasons as were areas of instability in Khyber Pakhtunkhwa [formerly the North-West Frontier Province] and Baluchistan—roughly 15% of the population) with disproportional sampling of the urban population
Mode: Face-to-face adults 18 plus
Languages: Urdu, Punjabi, Pashto, Sindhi, Saraiki, Hindko, Chitrali
Fieldwork dates: April 10 – April 26, 2011
Sample size: 1,970
Margin of Error: ±3.0 percentage points
Representative: Sample is disproportionately urban, but data are weighted to reflect the actual urban/rural distribution in Pakistan. Sample covers roughly 85% of the adult population.

Country: **Pakistan – May**
Sample design: Multi-stage cluster sample of all four provinces stratified by province (the Federally Administered Tribal Areas, Gilgit-Baltistan, Azad Jammu and Kashmir were excluded for security reasons as were areas of instability in Khyber Pakhtunkhwa [formerly the North-West Frontier Province] and Baluchistan—roughly 15% of the population) with disproportional sampling of the urban population
Mode: Face-to-face adults 18 plus
Languages: Urdu, Punjabi, Pashto, Sindhi, Saraiki, Hindko, Brahavi
Fieldwork dates: May 8 – May 15, 2011
Sample size: 1,251
Margin of Error: ±4.0 percentage points
Representative: Sample is disproportionately urban, but data are weighted to reflect the actual urban/rural distribution in Pakistan. Sample covers roughly 85% of the adult population.

Country: **Palestinian territories**
Sample design: Multi-stage cluster sample stratified by 17 districts in Gaza Strip and the West Bank, including East Jerusalem and proportional to population size and urban/rural population
Mode: Face-to-face adults 18 plus
Languages: Arabic
Fieldwork dates: March 22 – April 12, 2011
Sample size: 825
Margin of Error: ±4.0 percentage points
Representative: Adult population

Country: **Turkey**
Sample design: Multi-stage cluster sample in all 26 regions (based on geographical location and level of development [NUTS 2]) and proportional to population size and urban/rural population
Mode: Face-to-face adults 18 plus
Languages: Turkish
Fieldwork dates: March 21 – April 12, 2011
Sample size: 1,000
Margin of Error: ±4.0 percentage points
Representative: Adult population

Pew Global Attitudes Project
2011 Spring Survey Topline Results
June 21, 2011 Release

Methodological notes:

- Survey results are based on national samples except in China. For further details on sample designs, see Survey Methods section.
- Due to rounding, percentages may not total 100%. The topline “total” columns show 100%, because they are based on unrounded numbers. When multiple responses are allowed, totals may add to more than 100%.
- Since 2007, the Global Attitudes Project has used an automated process to generate toplines. As a result, numbers may differ slightly from those published prior to 2007.
- April, 2011 survey in Pakistan was fielded before the death of Osama bin Laden (April 10 – April 26), while the May, 2011 survey was conducted afterwards (May 8 – May 15).
- Previous trends from India are not shown because those results were based on less-representative samples of the population, while the 2011 sample is more representative of the Indian population.
- Trends from Egypt in 2002 are not shown because those results were based on a less-representative sample of the population. Since 2006, the samples have been more representative of the Egyptian population.
- Questions previously released in “Egyptians Embrace Revolt Leaders, Religious Parties and Military, As Well” in Egypt only include Q2, QEGY1-3, Q3a, Q3t-u, Q3x, Q4-Q5, Q8, QEGY4a-e, QEGY5, Q47x, Q48a, QEGY6a-f, Q57-Q58, QEGY7, Q66, Q67, Q69, QEGY8, Q79e, QEGY9-11, Q88, & QEGY12-15.
- Questions previously released in “Osama bin Laden Largely Discredited Among Muslim Publics in Recent Years” include Q3p & Q48e.

- Questions previously released in “Arab Spring Fails to Improve U.S. Image” in Muslim world only include Q3a, Q3m-p, Q8, Q9a-f, Q30, Q47x, Q48a, Q48e, Q48i, Q48k, Q51, Q52, Q57, Q58, Q62, Q79b-e, & Q88-Q93.
- Questions previously released in “Japanese Resilient, but See Challenges Ahead” in Japan only include QJAPAN1-3, Q2, QJAPAN6a-e, QJAPAN6g, QJAPAN7-8, Q3a, Q3c, Q3f, Q3j, Q4-Q5, & QJAPAN9-12.
- Questions previously released in “On Eve of Elections, a More Upbeat Mood in Turkey ” include Q2 , Q4, Q11, & Q53 in Turkey only and Q3s & Q48m.

		Q2 Overall, are you satisfied or dissatisfied with the way things are going in our country today?			Total
		Satisfied	Dissatisfied	DK/Refused	
Pakistan	May, 2011	6	92	2	100
	April, 2011	9	89	1	100
	Spring, 2010	14	84	2	100
	Spring, 2009	9	89	2	100
	Spring, 2008	25	73	2	100
	Spring, 2007	39	57	4	100
	Spring, 2006	35	58	7	100
	May, 2005	57	39	4	100
	March, 2004	54	41	5	100
	May, 2003	29	67	4	100
	Summer, 2002	49	39	12	100

		Q3a Please tell me if you have a very favorable, somewhat favorable, somewhat unfavorable or very unfavorable opinion of: a. The United States					Total
		Very favorable	Somewhat favorable	Somewhat unfavorable	Very unfavorable	DK/Refused	
Pakistan	May, 2011	2	10	11	62	16	100
	April, 2011	1	10	10	65	14	100
	Spring, 2010	3	14	13	55	16	100
	Spring, 2009	3	13	14	54	16	100
	Spring, 2008	6	13	11	52	17	100
	Spring, 2007	4	11	14	54	16	100
	Spring, 2006	7	20	14	42	17	100
	May, 2005	6	17	12	48	18	100
	March, 2004	4	17	10	50	18	100
	May, 2003	3	10	10	71	6	100
	Summer, 2002	2	8	11	58	20	100

		Q3q Please tell me if you have a very favorable, somewhat favorable, somewhat unfavorable or very unfavorable opinion of: q. India					Total
		Very favorable	Somewhat favorable	Somewhat unfavorable	Very unfavorable	DK/Refused	
China	Spring, 2011	2	25	32	21	19	100
	Spring, 2010	4	28	32	19	18	100
	Spring, 2008	2	27	38	12	20	100
	Spring, 2007	2	27	45	12	15	100
	Spring, 2006	2	31	38	5	24	100
India	Spring, 2011	79	12	4	1	5	100
Indonesia	Spring, 2011	6	55	19	3	16	100
	Spring, 2010	3	61	19	3	13	100
	Spring, 2008	7	56	20	2	16	100
	Spring, 2007	9	65	13	2	11	100
Japan	Spring, 2011	7	52	20	3	18	100
	Spring, 2010	6	56	22	5	12	100
	Spring, 2008	5	55	26	4	10	100
	Spring, 2007	7	44	30	5	14	100
	Spring, 2006	8	57	26	2	7	100
Pakistan	May, 2011	2	12	18	57	11	100
	April, 2011	2	9	17	65	7	100
	Spring, 2010	4	16	18	52	10	100
	Spring, 2008	7	20	20	37	15	100
	Spring, 2006	9	24	18	32	17	100
	Summer, 2002	1	5	9	71	14	100

		Q3r Please tell me if you have a very favorable, somewhat favorable, somewhat unfavorable or very unfavorable opinion of: r. Pakistan					Total
		Very favorable	Somewhat favorable	Somewhat unfavorable	Very unfavorable	DK/Refused	
Turkey	Spring, 2011	7	25	16	36	17	100
	Spring, 2010	5	22	11	39	23	100
	Spring, 2008	10	26	11	27	26	100
Egypt	Spring, 2011	6	34	29	21	11	100
	Spring, 2010	9	34	26	24	7	100
	Spring, 2008	10	41	27	13	9	100
Jordan	Spring, 2011	9	31	29	27	4	100
	Spring, 2010	14	30	29	22	5	100
	Spring, 2008	12	37	30	15	7	100
Lebanon	Spring, 2011	9	36	29	22	4	100
	Spring, 2010	11	36	28	18	7	100
	Spring, 2008	14	34	32	13	7	100
Palest. ter.	Spring, 2011	5	35	40	16	4	100
Israel	Spring, 2011	0	3	24	67	5	100
China	Spring, 2011	3	24	32	19	22	100
	Spring, 2010	3	27	34	16	19	100
	Spring, 2008	2	25	37	12	23	100
	Spring, 2006	2	31	37	5	26	100
India	Spring, 2011	3	11	19	46	20	100
Indonesia	Spring, 2011	8	54	17	3	18	100
	Spring, 2010	7	62	16	2	12	100
	Spring, 2008	11	47	18	2	22	100
Japan	Spring, 2011	2	26	37	7	28	100
	Spring, 2010	1	20	43	14	22	100
	Spring, 2008	0	21	47	13	19	100
	Spring, 2006	2	31	43	6	19	100
Pakistan	May, 2011	78	15	2	2	4	100
	April, 2011	79	16	1	1	3	100
	Spring, 2010	78	14	2	1	4	100
	Spring, 2008	91	6	1	1	2	100

		Q4 Now thinking about our economic situation, how would you describe the current economic situation in Pakistan - is it very good, somewhat good, somewhat bad or very bad?					Total
		Very good	Somewhat good	Somewhat bad	Very bad	DK/Refused	
Pakistan	May, 2011	4	8	20	65	3	100
	April, 2011	4	10	23	60	3	100
	Spring, 2010	3	15	20	58	4	100
	Spring, 2009	2	20	24	50	4	100
	Spring, 2008	8	33	21	35	4	100
	Spring, 2007	20	39	20	12	9	100
	Summer, 2002	8	41	16	20	14	100

		Q5 And over the next 12 months do you expect the economic situation in our country to improve a lot, improve a little, remain the same, worsen a little or worsen a lot?						Total
		Improve a lot	Improve a little	Remain the same	Worsen a little	Worsen a lot	DK/Refused	
Pakistan	May, 2011	2	11	15	18	42	10	100
	April, 2011	3	14	16	19	36	12	100
	Spring, 2010	5	14	20	19	31	11	100
	Spring, 2009	4	19	28	19	16	14	100
	Spring, 2008	14	39	18	8	8	12	100
	Summer, 2002	7	33	18	6	5	30	100

		Q12a Now I am going to read you a list of things that may be problems in our country. Tell me if you think it is a very big problem, a moderately big problem, a small problem or not a problem at all: a. crime						Total
		Very big problem	Moderately big problem	Small problem	Not a problem at all	DK/Refused		
Pakistan	May, 2011	91	6	1	0	1	100	
	April, 2011	92	6	1	1	1	100	
	Spring, 2010	88	8	2	1	1	100	
	Spring, 2009	93	5	1	0	1	100	
	Spring, 2007	85	12	2	0	2	100	
	Summer, 2002	84	9	2	1	5	100	

		Q12b Now I am going to read you a list of things that may be problems in our country. Tell me if you think it is a very big problem, a moderately big problem, a small problem or not a problem at all: b. corrupt political leaders						Total
		Very big problem	Moderately big problem	Small problem	Not a problem at all	DK/Refused		
Pakistan	May, 2011	79	14	1	0	6	100	
	April, 2011	75	17	2	1	5	100	
	Spring, 2010	74	15	3	1	8	100	
	Spring, 2009	71	19	5	1	4	100	
	Spring, 2007	64	23	4	1	8	100	
	Summer, 2002	58	19	3	1	19	100	

		Q12c Now I am going to read you a list of things that may be problems in our country. Tell me if you think it is a very big problem, a moderately big problem, a small problem or not a problem at all: c. access to clean drinking water						Total
		Very big problem	Moderately big problem	Small problem	Not a problem at all	DK/Refused		
Pakistan	May, 2011	63	20	7	6	3	100	
	April, 2011	61	21	9	7	2	100	

		Q12d Now I am going to read you a list of things that may be problems in our country. Tell me if you think it is a very big problem, a moderately big problem, a small problem or not a problem at all: d. terrorism						Total
		Very big problem	Moderately big problem	Small problem	Not a problem at all	DK/Refused		
Pakistan	May, 2011	88	9	1	0	2	100	
	April, 2011	86	11	1	0	2	100	
	Spring, 2010	91	7	1	0	1	100	
	Spring, 2009	91	6	1	0	1	100	
	Spring, 2007	76	18	3	1	2	100	
	Summer, 2002	78	11	2	1	9	100	

		Q12e Now I am going to read you a list of things that may be problems in our country. Tell me if you think it is a very big problem, moderately big problem, small problem or not a problem at all: e. people leaving our country for jobs in other countries					
		Very big problem	Moderately big problem	Small problem	Not a problem at all	DK/Refused	Total
Pakistan	May, 2011	59	22	8	5	6	100
	April, 2011	60	21	7	5	6	100
	Spring, 2010	47	23	16	7	7	100
	Spring, 2009	46	25	14	8	8	100
	Spring, 2007	53	21	11	6	10	100
	Summer, 2002	34	20	10	9	28	100

		Q12f Now I am going to read you a list of things that may be problems in our country. Tell me if you think it is a very big problem, a moderately big problem, a small problem or not a problem at all: f. illegal drugs					
		Very big problem	Moderately big problem	Small problem	Not a problem at all	DK/Refused	Total
Pakistan	May, 2011	70	20	5	1	5	100
	April, 2011	72	19	3	1	4	100
	Spring, 2010	73	20	4	1	3	100
	Spring, 2009	74	18	5	1	3	100
	Spring, 2007	67	19	6	1	6	100

		Q12g Now I am going to read you a list of things that may be problems in our country. Tell me if you think it is a very big problem, a moderately big problem, a small problem or not a problem at all: g. pollution					
		Very big problem	Moderately big problem	Small problem	Not a problem at all	DK/Refused	Total
Pakistan	May, 2011	65	23	7	2	3	100
	April, 2011	68	18	7	2	5	100
	Spring, 2010	63	20	10	2	6	100
	Spring, 2009	65	21	9	2	4	100
	Spring, 2007	72	19	3	1	4	100

		Q12h Now I am going to read you a list of things that may be problems in our country. Tell me if you think it is a very big problem, a moderately big problem, a small problem or not a problem at all: h. lack of jobs					
		Very big problem	Moderately big problem	Small problem	Not a problem at all	DK/Refused	Total
Pakistan	May, 2011	89	9	1	0	1	100
	April, 2011	90	8	1	0	1	100
	Spring, 2010	91	7	1	0	1	100

		Q12i Now I am going to read you a list of things that may be problems in our country. Tell me if you think it is a very big problem, a moderately big problem, a small problem or not a problem at all: i. the situation in Kashmir					
		Very big problem	Moderately big problem	Small problem	Not a problem at all	DK/Refused	Total
Pakistan	May, 2011	73	15	3	2	7	100
	April, 2011	75	15	3	1	5	100
	Spring, 2010	71	18	5	1	6	100
	Spring, 2009	74	14	7	2	3	100

		Q12j Now I am going to read you a list of things that may be problems in our country. Tell me if you think it is a very big problem, a moderately big problem, a small problem or not a problem at all: j. the situation in Afghanistan					
		Very big problem	Moderately big problem	Small problem	Not a problem at all	DK/Refused	Total
Pakistan	May, 2011	60	17	5	4	15	100
	April, 2011	57	15	6	3	18	100
	Spring, 2010	51	20	10	2	17	100

		Q13 Do you think rising prices is a very big problem, a moderately big problem, a small problem or not a problem at all in our country?					
		Very big problem	Moderately big problem	Small problem	Not a problem at all	DK/Refused	Total
Pakistan	May, 2011	97	1	0	0	1	100
	April, 2011	97	2	0	0	1	100

		Q20 Do you think that an increase in trade and business ties between (survey country) and [In India: Pakistan; In Pakistan: India] would be a very good thing, somewhat good, somewhat bad or a very bad thing for our country?					
		Very good	Somewhat good	Somewhat bad	Very bad	DK/Refused	Total
India	Spring, 2011	33	34	12	9	12	100
Pakistan	May, 2011	43	26	8	8	14	100
	April, 2011	44	32	6	8	11	100
	Spring, 2010	54	23	6	6	11	100

		Q33a As I read a list of groups and organizations, for each, please tell me what kind of influence the group is having on the way things are going in Pakistan: a. our national government					
		Very good	Somewhat good	Somewhat bad	Very bad	DK/Refused	Total
Pakistan	May, 2011	8	12	17	58	5	100
	April, 2011	7	14	19	57	3	100
	Spring, 2010	4	21	25	46	4	100
	Spring, 2009	9	31	23	30	7	100
	Spring, 2007	24	35	18	14	9	100
	Summer, 2002	38	34	8	11	9	100

		Q33bPAK As I read a list of groups and organizations, for each, please tell me what kind of influence the group is having on the way things are going in Pakistan: b. President Asif Ali Zardari					
		Very good	Somewhat good	Somewhat bad	Very bad	DK/Refused	Total
Pakistan	May, 2011	5	9	11	72	3	100
	April, 2011	8	8	13	69	2	100
	Spring, 2010	4	15	19	58	4	100
	Spring, 2009	8	19	20	48	4	100
	Spring, 2007	24	32	19	17	8	100
	Summer, 2002	42	34	7	9	8	100

In 2002 and 2007, question asked about President Pervez Musharraf

		Q33c As I read a list of groups and organizations, for each, please tell me what kind of influence the group is having on the way things are going in Pakistan: c. the military					
		Very good	Somewhat good	Somewhat bad	Very bad	DK/Refused	Total
Pakistan	May, 2011	37	42	9	7	5	100
	April, 2011	44	39	8	5	4	100
	Spring, 2010	46	38	7	5	4	100
	Spring, 2009	47	39	7	5	3	100
	Spring, 2007	38	30	15	7	10	100
	Summer, 2002	57	27	4	5	8	100

		Q33d As I read a list of groups and organizations, for each, please tell me what kind of influence the group is having on the way things are going in Pakistan: d. the media - such as television, radio, newspapers and magazines					
		Very good	Somewhat good	Somewhat bad	Very bad	DK/Refused	Total
Pakistan	May, 2011	30	46	10	5	10	100
	April, 2011	30	47	8	5	11	100
	Spring, 2010	34	42	9	4	10	100
	Spring, 2009	32	45	13	3	7	100
	Spring, 2007	31	34	13	8	13	100
	Summer, 2002	25	37	11	10	17	100

		Q33e As I read a list of groups and organizations, for each, please tell me what kind of influence the group is having on the way things are going in Pakistan: e. religious leaders					
		Very good	Somewhat good	Somewhat bad	Very bad	DK/Refused	Total
Pakistan	May, 2011	19	41	17	10	14	100
	April, 2011	25	41	16	8	11	100
	Spring, 2010	27	35	17	10	12	100
	Spring, 2009	18	46	17	12	8	100
	Spring, 2007	27	34	14	10	15	100
	Summer, 2002	21	29	11	11	28	100

		Q33f As I read a list of groups and organizations, for each, please tell me what kind of influence the group is having on the way things are going in Pakistan: f. court system					
		Very good	Somewhat good	Somewhat bad	Very bad	DK/Refused	Total
Pakistan	May, 2011	11	30	23	22	14	100
	April, 2011	17	40	18	13	12	100
	Spring, 2010	17	38	19	13	13	100
	Spring, 2009	16	42	18	13	11	100

		Q33g As I read a list of groups and organizations, for each, please tell me what kind of influence the group is having on the way things are going in Pakistan: g. the police					
		Very good	Somewhat good	Somewhat bad	Very bad	DK/Refused	Total
Pakistan	May, 2011	6	20	17	50	6	100
	April, 2011	8	24	21	41	5	100
	Spring, 2010	7	22	23	42	6	100
	Spring, 2009	7	32	19	36	6	100

		Q44 How concerned, if at all, are you about Islamic extremism in our country these days? Are you very concerned, somewhat concerned, not too concerned or not at all concerned about Islamic extremism in our country these days?					Total
		Very concerned	Somewhat concerned	Not too concerned	Not at all concerned	DK/Refused	
Pakistan	May, 2011	41	22	8	8	21	100
	April, 2011	39	24	7	9	20	100
	Spring, 2010	37	28	8	9	16	100
	Spring, 2009	52	27	5	5	11	100
	Spring, 2008	54	18	6	6	16	100
	Spring, 2006	50	24	4	4	18	100

In Spring 2010, 2009, and 2008, this question asked about the "rise of Islamic extremism"

		Q45 ASK IF CONCERNED ABOUT ISLAMIC EXTREMISM (Q44=1,2): Which of the following concerns you most about Islamic extremism in our country today?						Total	N
		It is violent	It will lead to people having fewer personal freedoms and choices	It will divide the country	It will hurt the country's economy	None of these (DO NOT READ)	DK/Refused		
Pakistan	May, 2011	40	16	15	24	2	3	100	731
	April, 2011	34	18	23	21	1	2	100	1211

		Q46 ASK IF ANSWER GIVEN IN Q45 (Q45=1-4): Which of the following concerns you second most about Islamic extremism in our country today?						Total	N
		It is violent	It will lead to people having fewer personal freedoms and choices	It will divide the country	It will hurt the country's economy	None of these (DO NOT READ)	DK/Refused		
Pakistan	May, 2011	15	16	29	33	2	5	100	695
	April, 2011	18	15	29	30	1	6	100	1160

		Q45/Q46 COMBINED					Total	
		It is violent	It will lead to people having fewer personal freedoms and choices	It will divide the country	It will hurt the country's economy	None of these (DO NOT READ)		DK/Refused
Pakistan	May, 2011	54	31	43	55	4	8	195
	April, 2011	51	33	51	51	3	8	196

		Q48a For each, tell me how much confidence you have in each leader to do the right thing regarding world affairs - a lot of confidence, some confidence, not too much confidence, or no confidence at all: a. U.S. President Barack Obama					Total
		A lot of confidence	Some confidence	Not too much confidence	No confidence at all	DK/Refused	
Pakistan	May, 2011	2	6	5	63	24	100
	April, 2011	1	9	8	57	25	100
	Spring, 2010	1	7	9	51	32	100
	Spring, 2009	2	11	7	44	36	100

		Q48e For each, tell me how much confidence you have in each leader to do the right thing regarding world affairs - a lot of confidence, some confidence, not too much confidence, or no confidence at all: e. Osama bin Laden					Total
		A lot of confidence	Some confidence	Not too much confidence	No confidence at all	DK/Refused	
Pakistan	April, 2011	7	14	11	31	38	100
	Spring, 2010	4	14	13	32	38	100
	Spring, 2009	4	14	13	34	35	100
	Spring, 2008	15	19	9	19	38	100
	Spring, 2007	19	19	10	20	32	100
	Spring, 2006	17	21	10	20	32	100
	May, 2005	29	22	11	12	27	100
	May, 2003	24	21	7	19	28	100

Question not asked in May, 2011 following the death of Osama bin Laden.

		Q49a Now I like to ask your views about some additional political leaders and organizations. Please tell me if you have a very favorable, somewhat favorable, somewhat unfavorable, or very unfavorable opinion: a. Nawaz Sharif					Total
		Very favorable	Somewhat favorable	Somewhat unfavorable	Very unfavorable	DK/Refused	
Pakistan	May, 2011	29	34	11	19	6	100
	April, 2011	30	35	14	17	4	100
	Spring, 2010	34	37	12	12	6	100
	Spring, 2009	45	34	9	8	3	100
	Spring, 2008	43	33	10	10	4	100

		Q49b Now I like to ask your views about some additional political leaders and organizations. Please tell me if you have a very favorable, somewhat favorable, somewhat unfavorable, or very unfavorable opinion: b. al Qaeda					Total
		Very favorable	Somewhat favorable	Somewhat unfavorable	Very unfavorable	DK/Refused	
Pakistan	May, 2011	2	10	11	44	33	100
	April, 2011	2	8	14	42	34	100
	Spring, 2010	2	16	16	37	28	100
	Spring, 2009	1	8	20	41	30	100
	Spring, 2008	9	16	14	20	41	100

		Q49c Now I like to ask your views about some additional political leaders and organizations. Please tell me if you have a very favorable, somewhat favorable, somewhat unfavorable, or very unfavorable opinion: c. Asif Ali Zardari					Total
		Very favorable	Somewhat favorable	Somewhat unfavorable	Very unfavorable	DK/Refused	
Pakistan	May, 2011	4	7	9	75	4	100
	April, 2011	7	8	12	69	4	100
	Spring, 2010	5	15	17	59	4	100
	Spring, 2009	9	23	20	45	4	100
	Spring, 2008	29	35	13	11	11	100

		Q49d Now I like to ask your views about some additional political leaders and organizations. Please tell me if you have a very favorable, somewhat favorable, somewhat unfavorable, or very unfavorable opinion: d. The Taliban					
		Very favorable	Somewhat favorable	Somewhat unfavorable	Very unfavorable	DK/Refused	Total
Pakistan	May, 2011	2	10	14	49	24	100
	April, 2011	3	8	16	49	23	100
	Spring, 2010	2	13	20	45	19	100
	Spring, 2009	1	9	17	53	20	100
	Spring, 2008	12	15	14	19	40	100

		Q49e Now I like to ask your views about some additional political leaders and organizations. Please tell me if you have a very favorable, somewhat favorable, somewhat unfavorable, or very unfavorable opinion: e. Iftikhar Muhammad Chaudhry					
		Very favorable	Somewhat favorable	Somewhat unfavorable	Very unfavorable	DK/Refused	Total
Pakistan	May, 2011	21	30	12	16	22	100
	April, 2011	22	31	12	13	23	100
	Spring, 2010	27	34	9	7	24	100
	Spring, 2009	25	36	9	9	22	100

		Q49f Now I like to ask your views about some additional political leaders and organizations. Please tell me if you have a very favorable, somewhat favorable, somewhat unfavorable, or very unfavorable opinion: f. Yousaf Raza Gilani					
		Very favorable	Somewhat favorable	Somewhat unfavorable	Very unfavorable	DK/Refused	Total
Pakistan	May, 2011	9	28	19	33	11	100
	April, 2011	16	29	22	26	8	100
	Spring, 2010	22	37	15	10	17	100
	Spring, 2009	28	39	10	9	16	100

		Q49g Now I like to ask your views about some additional political leaders and organizations. Please tell me if you have a very favorable, somewhat favorable, somewhat unfavorable, or very unfavorable opinion: g. Imran Khan					
		Very favorable	Somewhat favorable	Somewhat unfavorable	Very unfavorable	DK/Refused	Total
Pakistan	May, 2011	26	42	7	9	16	100
	April, 2011	32	34	7	9	19	100
	Spring, 2010	22	30	12	12	24	100

		Q49h Now I like to ask your views about some additional political leaders and organizations. Please tell me if you have a very favorable, somewhat favorable, somewhat unfavorable, or very unfavorable opinion: h. Chief Army Staff Gen. Ashfaq Parvez Kayani					
		Very favorable	Somewhat favorable	Somewhat unfavorable	Very unfavorable	DK/Refused	Total
Pakistan	May, 2011	20	32	9	12	26	100
	April, 2011	27	30	7	11	25	100
	Spring, 2010	34	27	7	7	26	100

		Q51 In making international policy decisions, to what extent do you think the United States takes into account the interests of countries like Pakistan - a great deal, a fair amount, not too much, or not at all?					
		Great deal	Fair amount	Not too much	Not at all	DK/Refused	Total
Pakistan	May, 2011	7	13	12	44	24	100
	April, 2011	6	12	13	47	22	100
	Spring, 2010	4	15	17	39	25	100
	Spring, 2009	4	18	15	38	26	100
	Spring, 2007	5	16	19	35	25	100
	May, 2005	12	27	20	21	20	100
	March, 2004	3	15	16	32	34	100
	May, 2003	4	19	22	40	15	100
	Summer, 2002	5	18	9	27	41	100

		Q52 And which comes closer to describing your view? I favor the U.S.-led efforts to fight terrorism, OR I oppose the U.S.-led efforts to fight terrorism.				
		I favor the US-led efforts to fight terrorism	I oppose the US-led efforts to fight terrorism	DK/Refused	Total	
Pakistan	May, 2011	16	62	22	100	
	April, 2011	14	65	21	100	
	Spring, 2010	19	56	25	100	
	Spring, 2009	24	56	20	100	
	Spring, 2007	13	59	28	100	
	Spring, 2006	30	50	19	100	
	May, 2005	22	52	27	100	
	March, 2004	16	60	25	100	
	May, 2003	16	74	10	100	
	Summer, 2002	20	45	35	100	

		Q62 Do you think the U.S. and NATO should keep military troops in Afghanistan until the situation has stabilized, or do you think the U.S. and NATO should remove their troops as soon as possible?				
		Keep troops in Afghanistan	Remove their troops	DK/Refused	Total	
Pakistan	May, 2011	8	69	22	100	
	April, 2011	6	68	26	100	
	Spring, 2010	7	65	28	100	
	Spring, 2009	4	72	24	100	
	Spring, 2008	9	72	19	100	
	Spring, 2007	3	75	22	100	

		Q72 Do you think relations between Pakistan and the U.S. have improved in recent years, or don't you think so?				
		Yes – have improved	No – have not improved	DK/Refused	Total	
Pakistan	May, 2011	29	44	26	100	
	April, 2011	35	35	30	100	
	Spring, 2010	36	39	25	100	
	Spring, 2009	27	43	30	100	
	Spring, 2006	49	20	30	100	

		Q72b How important is it that relations improve between Pakistan and the U.S., very important, somewhat important, not too important, or not at all important?					Total
		Very important	Somewhat important	Not too important	Not at all important	DK/Refused	
Pakistan	May, 2011	31	29	10	12	18	100
	April, 2011	35	31	7	9	18	100
	Spring, 2010	37	27	7	12	16	100
	Spring, 2009	22	31	18	11	18	100

		Q73 Now thinking about India, do you think relations between India and the U.S. have improved in recent years, or don't you think so?			Total
		Yes - have improved	No - have not improved	DK/Refused	
India	Spring, 2011	46	20	35	100
Pakistan	May, 2011	46	21	32	100
	April, 2011	45	25	30	100
	Spring, 2010	37	32	31	100
	Spring, 2006	43	16	42	100

In India, 'now thinking about India' deleted from question text.

		Q74 How important is it that relations improve between Pakistan and India, very important, somewhat important, not too important, or not at all important?					Total
		Very important	Somewhat important	Not too important	Not at all important	DK/Refused	
India	Spring, 2011	49	25	9	4	13	100
Pakistan	May, 2011	44	26	8	8	13	100
	April, 2011	50	25	6	7	11	100
	Spring, 2010	50	22	6	9	12	100
	Spring, 2009	37	30	11	12	11	100

		Q75 How important is it that the dispute over Kashmir be resolved, very important, somewhat important, not too important, or not at all important?					Total
		Very important	Somewhat important	Not too important	Not at all important	DK/Refused	
India	Spring, 2011	66	16	4	1	13	100
Pakistan	May, 2011	80	11	1	1	8	100
	April, 2011	82	11	1	1	5	100
	Spring, 2010	79	11	1	2	7	100
	Spring, 2009	75	15	3	1	5	100

		Q76 Would you favor or oppose further talks between (survey country) and [In India: Pakistan; In Pakistan: India] to try to reduce tensions between the two countries?			Total
		Favor	Oppose	DK/Refused	
India	Spring, 2011	62	20	18	100
Pakistan	May, 2011	70	15	15	100
	April, 2011	74	13	13	100
	Spring, 2010	76	10	14	100

		Q77 What's your opinion of U.S. policies toward India and Pakistan - would you say they are fair or do they favor India too much or do they favor Pakistan too much?				Total
		Fair	Favor India	Favor Pakistan	DK/Refused	
India	Spring, 2011	27	29	13	31	100
Pakistan	May, 2011	9	52	6	33	100
	April, 2011	9	53	8	31	100
	Spring, 2010	13	47	6	34	100
	Spring, 2009	9	54	4	32	100

		Q80 What is your impression about how much financial aid the United States gives to Pakistan? Does the United States give a lot, a little, hardly any, or no aid to Pakistan?					Total
		A lot	A little	Hardly any	None	DK/Refused	
Pakistan	May, 2011	38	21	13	5	24	100
	April, 2011	32	22	9	11	25	100
	Spring, 2010	23	22	10	16	29	100

		Q81 ASK IF A LOT, A LITTLE, OR HARDLY ANY (Q80=1,2,3): From what you know, is U.S. aid to Pakistan increasing, decreasing or staying about the same?				Total	N
		Increasing	Decreasing	Staying the same	DK/Refused		
Pakistan	May, 2011	29	38	22	11	100	839
	April, 2011	35	31	22	12	100	1245
	Spring, 2010	33	33	18	16	100	1130

		Q82 ASK IF A LOT, A LITTLE, OR HARDLY ANY (Q80=1,2,3): Would you say that U.S. aid to Pakistan is mostly military aid, mostly aid to help Pakistan develop economically or both equally?				Total	N
		Mostly military	Mostly to help Pakistan develop economically	Both equally	DK/Refused		
Pakistan	May, 2011	22	37	23	18	100	839
	April, 2011	22	32	27	19	100	1245
	Spring, 2010	26	27	28	20	100	1130

		Q84 Overall, do you think of China as more of a partner of Pakistan, more of an enemy of Pakistan, or neither?				Total
		More of a partner	More of an enemy	Neither	DK/Refused	
Pakistan	May, 2011	87	1	1	11	100
	April, 2011	86	3	2	9	100
	Spring, 2010	84	2	4	11	100
	Spring, 2009	80	2	5	13	100
	Spring, 2008	78	3	5	14	100

		Q85 Overall, do you think of the U.S. as more of a partner of Pakistan, more of an enemy of Pakistan, or neither?				Total
		More of a partner	More of an enemy	Neither	DK/Refused	
Pakistan	May, 2011	6	69	9	16	100
	April, 2011	9	68	10	13	100
	Spring, 2010	11	59	16	14	100
	Spring, 2009	9	64	12	15	100
	Spring, 2008	11	60	13	16	100

		Q89 ASK MUSLIMS ONLY: Some people think that suicide bombing and other forms of violence against civilian targets are justified in order to defend Islam from its enemies. Other people believe that, no matter what the reason, this kind of violence is never justified. Do you personally feel that this kind of violence is often justified to defend Islam, sometimes justified, rarely justified, or never justified?						
		Often justified	Sometimes justified	Rarely justified	Never justified	DK/Refused	Total	N
Turkey	Spring, 2011	2	5	14	60	19	100	979
	Spring, 2010	2	4	4	77	14	100	983
	Spring, 2009	1	3	5	74	17	100	988
	Spring, 2008	1	2	6	83	8	100	984
	Spring, 2007	3	13	9	56	19	100	943
	Spring, 2006	3	14	9	61	14	100	1001
	May, 2005	3	11	6	66	13	100	481
	March, 2004	6	9	9	67	9	100	995
	Summer, 2002	4	9	7	65	14	100	990
Egypt	Spring, 2011	12	16	34	38	1	100	940
	Spring, 2010	8	12	34	46	0	100	938
	Spring, 2009	5	10	23	52	10	100	937
	Spring, 2008	4	9	40	40	8	100	937
	Spring, 2007	2	6	43	40	9	100	942
	Spring, 2006	8	20	25	45	3	100	936
Jordan	Spring, 2011	4	9	31	55	2	100	971
	Spring, 2010	8	12	25	54	1	100	968
	Spring, 2009	4	8	26	56	6	100	963
	Spring, 2008	7	18	29	41	5	100	968
	Spring, 2007	6	17	27	42	8	100	965
	Spring, 2006	5	24	28	43	1	100	972
	May, 2005	24	33	31	11	1	100	478
	Summer, 2002	15	28	22	26	9	100	957
Lebanon	Spring, 2011	12	23	25	39	0	100	553
	Spring, 2010	15	24	20	40	1	100	560
	Spring, 2009	13	25	18	44	0	100	570
	Spring, 2008	8	24	18	49	1	100	619
	Spring, 2007	9	25	20	46	1	100	624
	May, 2005	26	13	19	33	10	100	291
	Summer, 2002	48	26	9	12	6	100	588
Palest. ter.	Spring, 2011	31	37	10	19	3	100	799
	Spring, 2009	36	32	14	17	2	100	1181
	Spring, 2007	41	29	11	6	12	100	796
Israel	Spring, 2011	5	15	27	41	12	100	294
	Spring, 2009	3	4	25	55	12	100	414
Indonesia	Spring, 2011	2	8	11	77	2	100	881
	Spring, 2010	4	11	13	69	2	100	898
	Spring, 2009	3	10	20	65	2	100	926
	Spring, 2008	3	8	13	74	3	100	919
	Spring, 2007	3	7	13	77	2	100	928
	Spring, 2006	2	8	18	71	1	100	909
	May, 2005	2	13	18	66	1	100	485
	Summer, 2002	5	21	16	54	3	100	935

		Q89 ASK MUSLIMS ONLY: Some people think that suicide bombing and other forms of violence against civilian targets are justified in order to defend Islam from its enemies. Other people believe that, no matter what the reason, this kind of violence is never justified. Do you personally feel that this kind of violence is often justified to defend Islam, sometimes justified, rarely justified, or never justified?					Total	N
		Often justified	Sometimes justified	Rarely justified	Never justified	DK/Refused	Total	N
Pakistan	May, 2011	3	2	3	85	6	100	1219
	April, 2011	2	2	1	89	5	100	1912
	Spring, 2010	4	4	5	80	7	100	1898
	Spring, 2009	3	2	3	87	5	100	1197
	Spring, 2008	1	4	10	81	4	100	1198
	Spring, 2007	4	5	9	72	10	100	1930
	Spring, 2006	7	7	8	69	8	100	1233
	May, 2005	12	13	18	46	11	100	476
	March, 2004	27	14	8	35	16	100	1183
	Summer, 2002	19	14	5	38	24	100	1982

		Q90 How worried are you, if at all, that the U.S. could become a military threat to our country someday? Are you very worried, somewhat worried, not too worried, or not at all worried?					Total
		Very worried	Somewhat worried	Not too worried	Not at all worried	DK/Refused	Total
Pakistan	May, 2011	47	22	10	7	15	100
	April, 2011	42	25	11	10	13	100
	Spring, 2010	37	28	12	9	13	100
	Spring, 2009	49	30	7	4	10	100
	Spring, 2007	49	23	7	7	13	100
	May, 2005	43	28	8	10	11	100
	May, 2003	47	25	9	14	5	100

		Q96a How serious of a threat is (INSERT) to our country? Is it a very serious threat, a somewhat serious threat, a minor threat or not a threat at all? a. The Taliban					Total
		Very serious threat	Somewhat serious threat	Minor threat	No threat at all	DK/Refused	Total
Pakistan	May, 2011	34	20	11	14	21	100
	April, 2011	29	22	12	13	24	100
	Spring, 2010	34	20	13	16	17	100
	Spring, 2009	57	16	7	6	13	100

		Q96b How serious of a threat is (INSERT) to our country? Is it a very serious threat, a somewhat serious threat, a minor threat or not a threat at all? b. India					Total
		Very serious threat	Somewhat serious threat	Minor threat	No threat at all	DK/Refused	Total
Pakistan	May, 2011	54	20	9	6	11	100
	April, 2011	54	21	7	7	11	100
	Spring, 2010	53	21	8	8	11	100
	Spring, 2009	69	14	5	4	8	100

		Q96c How serious of a threat is (INSERT) to our country? Is it a very serious threat, a somewhat serious threat, a minor threat or not a threat at all? c. al Qaeda					Total
		Very serious threat	Somewhat serious threat	Minor threat	No threat at all	DK/Refused	Total
Pakistan	May, 2011	29	20	10	13	27	100
	April, 2011	24	20	12	13	31	100
	Spring, 2010	21	17	16	18	27	100
	Spring, 2009	41	20	11	4	24	100

		Q97 Of all of these threats I have named, which of these is the greatest threat to our country?						Total
		The Taliban	India	al Qaeda	All of these (DO NOT READ)	None of these (DO NOT READ)	DK/Refused	
Pakistan	May, 2011	19	57	5	3	6	10	100
	April, 2011	16	59	4	5	6	10	100
	Spring, 2010	23	53	3	5	6	10	100
	Spring, 2009	32	48	4	5	2	9	100

		Q98a How serious of a threat is (INSERT) to our country? Is it a very serious threat, a somewhat serious threat, a minor threat or not a threat at all? a. Lashkar-e-Taiba					Total
		Very serious threat	Somewhat serious threat	Minor threat	No threat at all	DK/Refused	
India	Spring, 2011	46	18	4	2	30	100

		Q98b How serious of a threat is (INSERT) to our country? Is it a very serious threat, a somewhat serious threat, a minor threat or not a threat at all? b. Pakistan					Total
		Very serious threat	Somewhat serious threat	Minor threat	No threat at all	DK/Refused	
India	Spring, 2011	56	20	8	1	15	100

		Q98c How serious of a threat is (INSERT) to our country? Is it a very serious threat, a somewhat serious threat, a minor threat or not a threat at all? c. Naxalites					Total
		Very serious threat	Somewhat serious threat	Minor threat	No threat at all	DK/Refused	
India	Spring, 2011	44	18	8	3	26	100

		Q98d How serious of a threat is (INSERT) to our country? Is it a very serious threat, a somewhat serious threat, a minor threat or not a threat at all? d. China					Total
		Very serious threat	Somewhat serious threat	Minor threat	No threat at all	DK/Refused	
India	Spring, 2011	28	22	14	9	26	100

		Q99 Of all of these threats I have named, which of these is the greatest threat to our country?						Total	
		Lashkar -e-Taiba	Pakistan	Naxalites	China	All of these (DO NOT READ)	None of these (DO NOT READ)		DK/Refused
India	Spring, 2011	19	45	16	7	1	3	9	100

		Q100 How worried are you, if at all, that extremist groups could take control of Pakistan?					Total
		Very worried	Somewhat worried	Not too worried	Not at all worried	DK/Refused	
India	Spring, 2011	29	31	9	11	20	100
Pakistan	May, 2011	34	21	13	13	19	100
	April, 2011	27	25	12	15	21	100
	Spring, 2010	26	25	14	16	19	100
	Spring, 2009	45	24	10	10	11	100

		Q101 How much, if anything, have you heard about drone attacks that target leaders of extremist groups - a lot, a little, or nothing at all?				Total
		A lot	A little	Nothing at all	DK/Refused	
Pakistan	May, 2011	27	29	23	21	100
	April, 2011	24	31	22	23	100
	Spring, 2010	14	21	43	22	100

		Q101b ASK IF HAS HEARD A LOT OR A LITTLE (Q101=1,2): Do you think these drone attacks are a very good thing, good thing, bad thing, or very bad thing?						
		Very good	Good	Bad	Very bad	DK/Refused	Total	N
Pakistan	May, 2011	1	1	32	65	1	100	699
	April, 2011	2	3	23	72	0	100	1082
	Spring, 2010	2	3	31	62	2	100	767

		Q101c ASK IF HAS HEARD A LOT OR A LITTLE (Q101=1,2): Who do you think is conducting these drone attacks, the Pakistani government, the United States government, or someone else?						
		Pakistani government	U.S. government	Someone else	Both Pakistan and U.S. (DO NOT READ)	DK/Refused	Total	N
Pakistan	May, 2011	3	69	1	19	8	100	699
	April, 2011	3	66	0	22	8	100	1082
	Spring, 2010	6	66	1	15	12	100	767

		Q102a ASK IF HAS HEARD A LOT OR A LITTLE (Q101=1,2): For each of the following statements about the drone attacks, please tell me whether you agree or disagree: a. They are necessary to defend Pakistan from extremist groups						
		Agree	Disagree	DK/Refused	Total	N		
Pakistan	May, 2011	26	61	13	100	699		
	April, 2011	24	69	7	100	1082		
	Spring, 2010	32	56	11	100	767		

		Q102b ASK IF HAS HEARD A LOT OR A LITTLE (Q101=1,2): For each of the following statements about the drone attacks, please tell me whether you agree or disagree: b. They kill too many innocent people						
		Agree	Disagree	DK/Refused	Total	N		
Pakistan	May, 2011	89	5	5	100	699		
	April, 2011	91	6	3	100	1082		
	Spring, 2010	90	5	5	100	767		

		Q102c ASK IF HAS HEARD A LOT OR A LITTLE (Q101=1,2): For each of the following statements about the drone attacks, please tell me whether you agree or disagree: c. They are being done without the approval of the Pakistani government						
		Agree	Disagree	DK/Refused	Total	N		
Pakistan	May, 2011	45	41	14	100	699		
	April, 2011	41	51	8	100	1082		
	Spring, 2010	49	33	19	100	767		

		Q103 Do you support or oppose using the Pakistani army to fight extremist groups in Federally Administered Tribal Areas and Khyber Pakhtunkhwa?					
		Support	Oppose	DK/Refused	Total		
Pakistan	May, 2011	37	25	38	100		
	April, 2011	37	30	33	100		
	Spring, 2010	49	20	30	100		
	Spring, 2009	53	24	22	100		

		Q104a Now I going to read you a list of things the United States might do to combat extremist groups in Pakistan. Would support or oppose it: a. Providing financial and humanitarian aid to areas where extremist groups operate			
		Support	Oppose	DK/Refused	Total
Pakistan	May, 2011	54	15	31	100
	April, 2011	49	20	31	100
	Spring, 2010	53	17	30	100
	Spring, 2009	72	12	16	100

		Q104b Now I going to read you a list of things the United States might do to combat extremist groups in Pakistan. Would support or oppose it: b. Providing intelligence and logistical support to Pakistani troops fighting extremist groups			
		Support	Oppose	DK/Refused	Total
Pakistan	May, 2011	46	18	36	100
	April, 2011	46	20	34	100
	Spring, 2010	48	16	36	100
	Spring, 2009	63	12	25	100

		Q104c Now I going to read you a list of things the United States might do to combat extremist groups in Pakistan. Would support or oppose it: c. Conducting drone attacks in conjunction with the Pakistani government against leaders of extremist groups			
		Support	Oppose	DK/Refused	Total
Pakistan	May, 2011	21	42	38	100
	April, 2011	24	37	38	100
	Spring, 2010	23	32	45	100

		Q105a Please tell me if you have a very favorable, somewhat favorable, somewhat unfavorable, or very unfavorable opinion: a. Tehrik-i-Taliban					
		Very favorable	Somewhat favorable	Somewhat unfavorable	Very unfavorable	DK/Refused	Total
Pakistan	May, 2011	6	13	16	35	30	100
	April, 2011	3	10	18	37	32	100
	Spring, 2010	4	14	19	32	31	100

		Q105b Please tell me if you have a very favorable, somewhat favorable, somewhat unfavorable, or very unfavorable opinion: b. Lashkar-e-Taiba					
		Very favorable	Somewhat favorable	Somewhat unfavorable	Very unfavorable	DK/Refused	Total
Pakistan	May, 2011	7	20	11	26	36	100
	April, 2011	5	11	16	29	39	100
	Spring, 2010	6	19	15	20	40	100

		Q105c Please tell me if you have a very favorable, somewhat favorable, somewhat unfavorable, or very unfavorable opinion: c. Afghan Taliban					
		Very favorable	Somewhat favorable	Somewhat unfavorable	Very unfavorable	DK/Refused	Total
Pakistan	May, 2011	5	10	13	37	35	100
	April, 2011	3	9	16	35	36	100
	Spring, 2010	2	14	20	29	34	100

		Q106 In your opinion, if the Taliban were to regain control of Afghanistan would it be a good thing for Pakistan, a bad thing for Pakistan, or would it not matter?				Total
		Good	Bad	Would not matter	DK/Refused	
Pakistan	May, 2011	26	21	26	27	100
	April, 2011	25	18	25	33	100
	Spring, 2010	18	25	27	30	100

		Q107PAK How closely have you been following news about the U.S. military operation that killed Osama bin Laden – very closely, somewhat closely, not too closely or not at all closely?				Total
		Very closely	Somewhat closely	Not too closely	Not at all closely	
Pakistan	May, 2011	17	20	16	23	100

		Q107aPAK Do you approve or disapprove of the U.S. military operation that killed Osama bin Laden?			Total
		Approve	Disapprove	DK/Refused	
Pakistan	May, 2011	10	63	27	100

		Q107bPAK Regardless of how you feel about the U.S. military operation, do you think it is a good thing or a bad thing that Osama bin Laden is dead?			Total
		Good thing	Bad thing	DK/Refused	
Pakistan	May, 2011	14	55	32	100

		Q108PAK As a result of the U.S. military operation that killed bin Laden, do you think relations between Pakistan and the U.S. will improve, worsen or remain the same as they have been?				Total
		Improve	Worsen	Remain the same	DK/Refused	
Pakistan	May, 2011	4	51	16	29	100

		Q109aPAK Do you think the Pakistani government provided intelligence to the U.S. that led to the killing of Osama bin Laden, or don't you think so?			Total
		Yes – provide intelligence	No – did not provide intelligence	DK/Refused	
Pakistan	May, 2011	23	22	56	100

		Q109bPAK Do you think the Pakistani government authorized the military operation that killed Osama bin Laden, or don't you think so?			Total
		Yes – authorized the operation	No – did not authorize the operation	DK/Refused	
Pakistan	May, 2011	29	23	49	100

		Q110PAK Do you think the Pakistani government knew Osama bin Laden was hiding in Abbottabad, or don't you think so?			Total
		Yes – knew he was in Abbottabad	No – did not know he was in Abbottabad	DK/Refused	
Pakistan	May, 2011	18	29	53	100