



TUESDAY JUNE 5, 2012

Japanese Wary of Nuclear Energy

Disaster “Weakened” Nation

Andrew Kohut,

President, Pew Research Center

Pew Global Attitudes Project:

Richard Wike, Associate Director

Juliana Menasce Horowitz,
Senior Researcher

Katie Simmons, Research Associate

Jacob Poushter, Research Analyst

Cathy Barker, Research Assistant

Pew Research Center:

James Bell,

Director of International Survey Research,
Pew Research Center

Bruce Stokes,

Director of Pew Global Economic Attitudes,
Pew Research Center

Elizabeth Mueller Gross,

Vice President, Pew Research Center

For Media Inquiries Contact:

Richard Wike

Vidya Krishnamurthy

202.419.4372

<http://pewglobal.org>

Japanese Wary of Nuclear Energy

Disaster “Weakened” Nation

After almost a month of Japan making do without nuclear energy, Prime Minister Yoshihiko Noda may have finally persuaded local communities that it is safe to restart two of the 50 reactors that have been idled in the wake of the March 2011 earthquake and tsunami. Nonetheless, 70% of Japanese say their country should reduce its reliance on nuclear energy, in a poll conducted as the country’s last nuclear power stations went offline. This is a much larger number taking this position than in the weeks following last year’s nuclear meltdown at the quake and tsunami-damaged Fukushima Daiichi power plant.

Increased skepticism about nuclear power is coupled with widespread dissatisfaction with the government’s performance: eight-in-ten say the government has done a poor job dealing with the Fukushima crisis and six-in-ten disapprove of how Tokyo has handled the overall recovery from the earthquake and tsunami.

The intensity of the public’s frustration stands in sharp contrast with widespread hope last spring that Japan might succeed in turning tragedy into triumph. A year ago, 58% of

Japanese Question Reliance on Nuclear Power, Handling of Fukushima Crisis

	2011	2012	Change
<i>Should use of nuclear power in Japan be...</i>	%	%	
Reduced	44	70	+26
Maintained	46	25	-21
Increased	8	4	-4
Don’t know	2	1	-1
<i>Approval of government’s handling of Fukushima crisis</i>			
Approve	25	17	-8
Disapprove	69	80	+11
Don’t know	6	3	-3

PEW RESEARCH CENTER Q108 & Q109.

A Weakened Japan and Disappointing Recovery

	2011	2012	Change
<i>Has the March 2011 earthquake/tsunami made Japan stronger or weaker?*</i>	%	%	
Stronger	58	39	-19
Weaker	32	47	+15
Neither (Vol)	6	12	+6
Don’t know	4	2	-2
<i>Approval of government’s earthquake/tsunami recovery efforts</i>			
Approve	--	37	--
Disapprove	--	60	--
Don’t know	--	4	--

* In 2011, question asked “As a result of the March 11th earthquake and tsunami, do you believe Japan will become a stronger nation or a weaker nation?”

PEW RESEARCH CENTER Q6 & Q7.

Japanese believed the March 2011 earthquake and tsunami would actually make their country stronger. Today, only 39% share this view, while 47% say the twin disaster has actually weakened their nation.

Overall, the Japanese public is decidedly pessimistic about how things are going in their country. Fully 78% express dissatisfaction with the country's direction, while an overwhelming 93% describe the current state of the economy as bad. Compared with last year, fewer expect the economic situation to worsen, but the prevailing view is that the economy will stagnate, rather than improve in the months ahead.

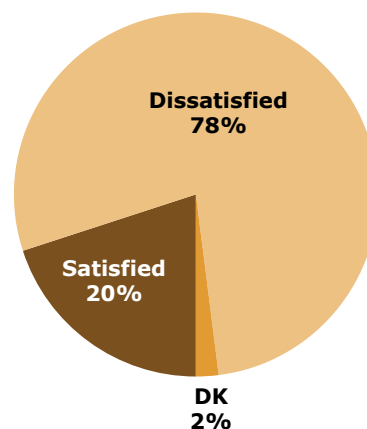
These are the principal findings from a survey by the Pew Research Center's Global Attitudes Project, conducted by telephone with 700 adults in Japan between March 20 and April 12, 2012. The poll also finds that only 12% of Japanese believe the national government is having a positive influence on the way things are going in the country – a plunge from 50% five years ago. Current prime minister, Yoshihiko Noda, fares slightly better: 30% say he is having a positive impact on the country's situation.

By contrast, 89% characterize the influence of the country's Self Defense Force as good – up 22 percentage points since the same question was posed five years ago. Meanwhile, few among the Japanese public have praise for the Tokyo Electric Power Company (TEPCO), which owns the Fukushima Daiichi nuclear plant. An overwhelming 94% say the company is having a negative impact on the way things are going in Japan, and 88% disapprove of TEPCO's handling of the situation at the Fukushima facility.

Concerns About Nuclear Power

The Japanese public is far more leery of nuclear power than it was in the immediate aftermath of the March 2011 earthquake and tsunami that devastated Japan's northeast coast and critically damaged the Fukushima Daiichi power plant.

Most Dissatisfied With Country Direction



PEW RESEARCH CENTER Q2.

Even More Negative Opinion of Government, P.M.

	National gov't	Prime Minister Noda
<i>Influence</i>	%	%
Good	12	30
Bad	86	67
Don't know	1	2

PEW RESEARCH CENTER Q37a-b.

A year ago, Japanese were divided over whether the use of nuclear power in Japan should be reduced (44%) or maintained at its current level (46%). Only 8% said reliance on nuclear power should be increased. Since then, the number who believe Japan should reduce its dependence on nuclear energy has surged to 70%, while support for maintaining nuclear power use at current levels has fallen to fewer than half that number (25%). Just 4% of Japanese say the country should expand the use of nuclear power.

Compared with last spring, the public's fears about radiation exposure from the Fukushima disaster have eased somewhat. Roughly half (52%) now say they are worried that they or someone in their family may have been exposed to radiation, while 47% are unconcerned. In spring 2011, 59% were worried about radiation risks to their families, compared with 40% who were not.

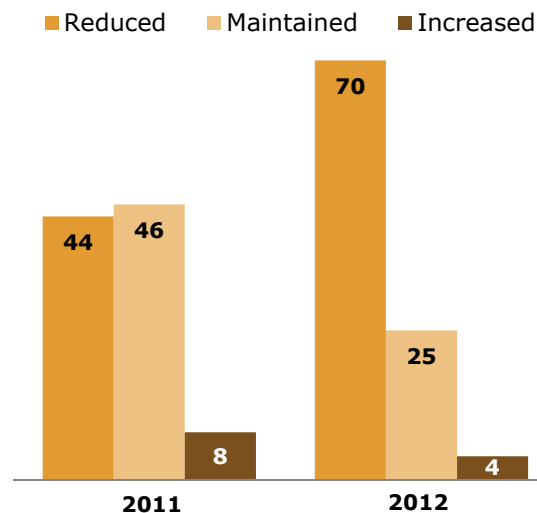
Radiation risks are a much more prominent issue for people who live near the quake zone and the damaged Fukushima nuclear reactor: 62% of residents in these areas express concerns about radiation, compared with 45% of Japanese in other regions of the country.

Worries about radiation exposure also tend to be more pronounced among Japanese with lower incomes (67%); women (61%, compared with 42% of men); older people (62% of those age 60 or over); and those with no more than a high school education (58%, compared to 44% with a college degree).

Although general fears about radiation exposure have subsided somewhat, worries persist about the safety of foods produced near the Fukushima nuclear plant. Fully 76% of Japanese believe produce from the Fukushima area is not safe, while just

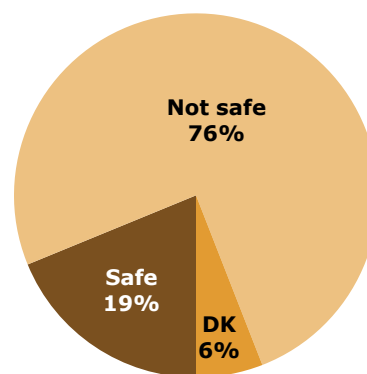
More Want to Reduce Nuclear Power

Should the use of nuclear power in Japan be...



PEW RESEARCH CENTER Q108.

Most Think Food Near Fukushima Not Safe



"Do you think foods produced near the Fukushima Daiichi nuclear plant are safe from radioactive contamination or not safe?"

PEW RESEARCH CENTER Q112.

19% disagree. Worries about contaminated food are more prevalent among Japanese with at least some university education (84%) than those with a high school education or less (71%).

Frustration With Recovery Efforts

In the spring of 2011, most Japanese seemed confident that despite the destructive force of the March 11th earthquake and tsunami their country would rally as a nation. Indeed, a majority (58%) predicted the twin disaster would actually make their country stronger. A year later, that sense of resilience has faded. Just 39% now believe Japan has been strengthened by the earthquake and tsunami, compared with 47% who say the disasters have weakened the country and 12% who believe the country has been unaffected.

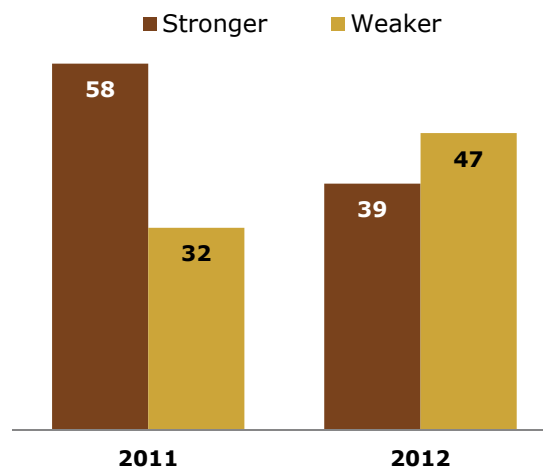
The public is clearly dissatisfied with how the government has responded to the March 2011 crisis. Six-in-ten say they disapprove of how Tokyo has handled the overall recovery from the earthquake and tsunami, while only 37% voice approval.

Japanese citizens are especially frustrated with the government's handling of the situation at the Fukushima nuclear plant: 80% disapprove of Tokyo's response, while just 17% approve. Dissatisfaction with the government's approach has grown from last spring, when reports first surfaced concerning radiation leaks at Fukushima. Then, a quarter approved of the government's actions and 69% disapproved.

An overwhelming majority of Japanese (88%) also disapprove of how TEPCO has handled the crisis. Roughly one-in-ten (9%) think TEPCO has handled the situation well. Even among the minority of Japanese who believe the use of nuclear power

Japanese Now Believe Twin Disaster Has Weakened Nation

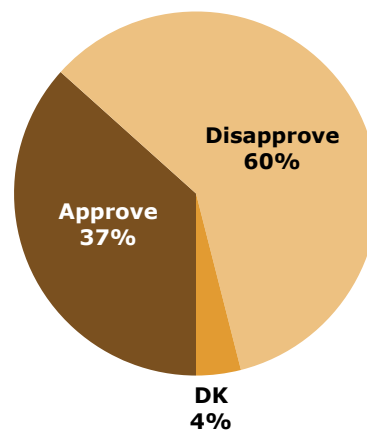
Earthquake/tsunami has made Japan...



In 2011, question asked "As a result of the March 11th earthquake and tsunami, do you believe Japan will become a stronger nation or a weaker nation?"

PEW RESEARCH CENTER Q6.

Most Disapprove of Government's Recovery Efforts



PEW RESEARCH CENTER Q7.

should not be reduced, 86% disapprove of TEPCO's response to the Fukushima crisis.

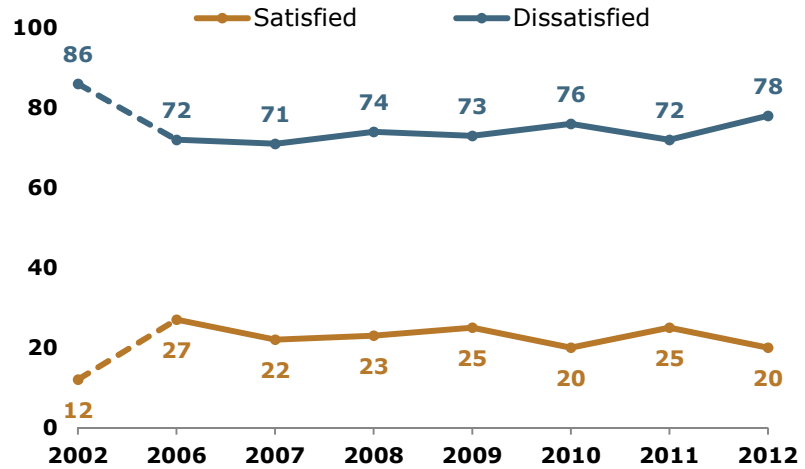
Pervasive Pessimism

Relatively few Japanese are upbeat about their country's direction. Just one-in-five are satisfied with the way things are going in Japan, while nearly eight-in-ten (78%) are dissatisfied. The degree of dissatisfaction is up slightly from last year (72%), and is notably higher in areas near the quake zone (86%) than in the rest of the country (72%).

Assessments of the country's direction are not helped by continuing disappointment in Japan's national economy. Only a handful of Japanese (7%) describe the current economic situation as good, roughly on par with attitudes since 2008. Meanwhile, the overwhelming majority (93%) say the economy is in bad shape.

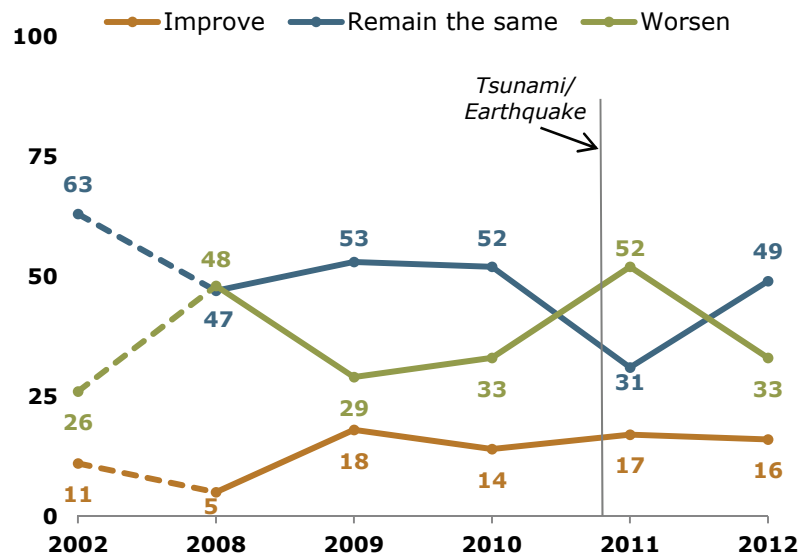
Last spring, when the country was reeling from the devastation caused by the earthquake and tsunami, 52% of Japanese predicted tougher economic times

Most Dissatisfied With Country Direction



PEW RESEARCH CENTER Q2.

Japan's Economic Future



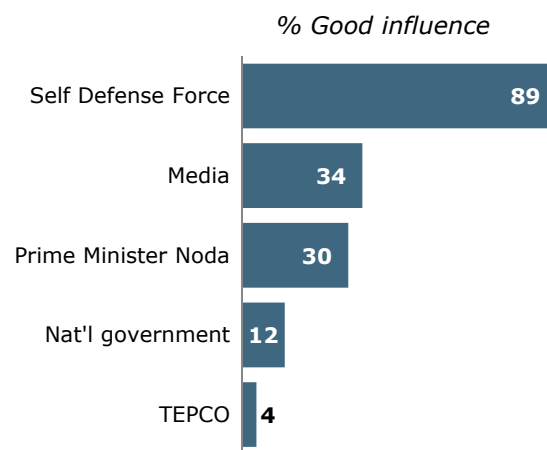
PEW RESEARCH CENTER Q15.

ahead. Today, fewer are as downbeat (33% say the economic situation will worsen over the coming year), but optimists are still a minority (16%). The prevailing view (49%) is that the economy won't improve over the next 12 months.

Institutions and Leaders Poorly Rated

The Japanese public is generally negative toward key institutions and leaders within the country, likely reflecting disappointment with quake and tsunami recovery efforts and possibly also frustration with the flow of accurate information about the situation at the Fukushima power plant. Just 12% of Japanese say the national government is having a good influence on the way things are going in the country; 86% say it is having a bad influence. This is a significant shift from 2007, when the public was fairly divided on the issue (50% good influence vs. 44% bad influence).

Self Defense Force Well-Regarded; Government, TEPCO Are Not



PEW RESEARCH CENTER Q37a-e.

Notably, supporters of the ruling Democratic Party of Japan (DPJ) are as lackluster in their praise of the government as backers of the opposition Liberal Democratic Party (LDP), with 17% each saying good influence. Among both groups roughly eight-in-ten (83% and 82%, respectively) say the government is having a bad influence, although LDP supporters are more likely to say the government is having a *very bad* influence (29% vs. 15%). Among Japanese who support other parties, or no party at all, just 8% say the government is having a good influence on the way things are going in the country, compared with 91% who describe the government's impact as bad (40% very, 51% somewhat).

TEPCO is also judged harshly by the public: only 4% say the company is having a good influence on the way things are going in the country, while 94% say it is having a negative impact.

On balance, fewer see the media – television, radio, newspapers and magazines – exerting a positive (34%) as opposed to negative influence (63%) on Japanese society. This assessment is nearly identical to views in 2007 (33% good vs. 64% bad), but much more negative than a decade ago when the public was evenly split on the issue (48% good vs. 48% bad).

The one institution that shines in the public's eyes is the nation's Self Defense Force. Almost nine-in-ten Japanese (89%) say the SDF is having a positive influence on the way things are going in the country; only about one-in-ten (9%) disagree. In 2007 and 2002, smaller majorities saw the SDF having a good influence (67% and 69%, respectively). The higher regard now for the SDF may be lingering positive sentiment about its involvement in earthquake and tsunami relief efforts last spring. At the time, 95% said the SDF had done a good job responding to the twin disaster.

More View SDF Positively

	2002	2007	2012	02-12 Change
	%	%	%	
Good influence	69	67	89	+20
Bad influence	23	25	9	-14
Don't know	8	9	2	-6

PEW RESEARCH CENTER Q37c.

The survey also asked about Prime Minister Yoshihiko Noda, who took office in September 2011. Three-in-ten Japanese say the current head of government is having a positive influence on the way things are going in Japan, while two-thirds believe he is having a negative impact. Views of Noda generally divide along party lines: 48% among supporters of Noda's DPJ say he is having a good influence, compared with just 28% of LDP backers and 23% of those who either identify with other parties or no party.

About the Pew Global Attitudes Project

The *Pew Research Center's Global Attitudes Project* conducts public opinion surveys around the world on a broad array of subjects ranging from people's assessments of their own lives to their views about the current state of the world and important issues of the day. The project is directed by Andrew Kohut, president of the Pew Research Center, a nonpartisan "fact tank" in Washington, DC, that provides information on the issues, attitudes, and trends shaping America and the world. The *Pew Global Attitudes Project* is principally funded by The Pew Charitable Trusts.

Since its inception in 2001, the *Pew Global Attitudes Project* has released numerous major reports, analyses, and other releases, on topics including attitudes toward the U.S. and American foreign policy, globalization, terrorism, and democracy.

Pew Global Attitudes Project team members include Richard Wike (Associate Director), Juliana Menasce Horowitz, Katie Simmons, Jacob Poushter, and Cathy Barker. Other contributors to the project include Pew Research Center staff members James Bell (Director, International Survey Research), Bruce Stokes (Director, Pew Global Economic Attitudes), and Elizabeth Mueller Gross (Vice President), as well as Bruce Drake, Neha Sahgal, Carroll Doherty, and Michael Dimock. Additional members of the team include Mary McIntosh, president of Princeton Survey Research Associates International, and Mike Mokrzycki. The *Pew Global Attitudes Project* team regularly consults with survey and policy experts, regional and academic experts, journalists, and policymakers whose expertise provides tremendous guidance in shaping the surveys.

Pew Global Attitudes Project Public Opinion Surveys

<u>Survey</u>	<u>Sample</u>	<u>Interviews</u>
Summer 2002	44 Nations	38,263
November 2002	6 Nations	6,056
March 2003	9 Nations	5,520
May 2003	21 Publics*	15,948
Spring 2004	9 Nations	7,765
Spring 2005	17 Nations	17,766
Spring 2006	15 Nations	16,710
Spring 2007	47 Publics*	45,239
Spring 2008	24 Nations	24,717
Spring 2009	25 Publics*	26,397
Fall 2009	14 Nations	14,760
Spring 2010	22 Nations	24,790
Spring 2011	23 Publics*	29,100
Spring 2012	21 Nations	26,210

* Includes the Palestinian territories.

The *Pew Global Attitudes Project's* co-chairs are on leave through 2012. The project is co-chaired by former U.S. Secretary of State Madeleine K. Albright, currently principal, the Albright Stonebridge Group, and by former Senator John C. Danforth, currently partner, Bryan Cave LLP.

All of the project's reports and commentaries are available at www.pewglobal.org. The data are also made available on our website within two years of publication. Findings from the project are also analyzed in *America Against the World: How We Are Different and Why We Are Disliked* by Andrew Kohut and Bruce Stokes, published by Times Books. A paperback edition of the book was released in May 2007.

For further information, please contact:
 Richard Wike
 Associate Director, Pew Global Attitudes Project
 202.419.4400 / rwike@pewresearch.org

2012 Pew Global Attitudes Survey in Japan Survey Methods

The survey in Japan is part of the larger Spring 2012 Pew Global Attitudes survey conducted in 21 countries under the direction of Princeton Survey Research Associates International.

Results for the survey in Japan are based on 700 telephone interviews conducted March 20 to April 12, 2012. The survey is representative of all landline telephone households. It uses a Random Digit Dial (RDD) probability sample and is stratified by region and population size. All interviews were conducted in Japanese.

The margin of sampling error is ± 4.1 percentage points. For the results based on the full sample, one can say with 95% confidence that the error attributable to sampling and other random effects is plus or minus the margin of error. In addition to sampling error, one should bear in mind that question wording and practical difficulties in conducting surveys can introduce error or bias into the findings of opinion polls.

Pew Global Attitudes Project
2012 Spring Survey Topline Results
June 5, 2012 Release

Methodological notes:

- Survey results are based on a national sample. For further details on sample designs, see Survey Methods section.
- Due to rounding, percentages may not total 100%. The topline “total” columns show 100%, because they are based on unrounded numbers.
- Since 2007, the Global Attitudes Project has used an automated process to generate topline. As a result, numbers may differ slightly from those published prior to 2007.
- Not all questions included in the Spring 2012 survey are presented in this topline. Omitted questions have either been previously released or will be released in future reports.

		Q2 Overall, are you satisfied or dissatisfied with the way things are going in our country today?			
		Satisfied	Dissatisfied	DK/Refused	Total
Japan	Spring, 2012	20	78	2	100
	Spring, 2011	25	72	3	100
	Spring, 2010	20	76	4	100
	Spring, 2009	25	73	2	100
	Spring, 2008	23	74	3	100
	Spring, 2007	22	71	7	100
	Spring, 2006	27	72	1	100
	Summer, 2002	12	86	2	100

		Q6 As a result of the earthquake and tsunami on March 11th, 2011, do you believe Japan has become a stronger nation or a weaker nation?				
		Stronger	Weaker	Neither (Volunteered)	DK/Refused	Total
Japan	Spring, 2012	39	47	12	2	100

		Q7 Overall, do you approve or disapprove of how the national government has handled Japan's recovery from the March 11th, 2011 earthquake and tsunami?			
		Approve	Disapprove	DK/Refused	Total
Japan	Spring, 2012	37	60	4	100

		Q14 Now thinking about our economic situation, how would you describe the current economic situation in (survey country) – is it very good, somewhat good, somewhat bad or very bad?					
		Very good	Somewhat good	Somewhat bad	Very bad	DK/Refused	Total
Japan	Spring, 2012	0	7	44	49	0	100
	Spring, 2011	1	9	46	42	1	100
	Spring, 2010	1	11	49	39	0	100
	Spring, 2009	1	9	47	43	1	100
	Spring, 2008	1	12	57	28	1	100
	Spring, 2007	1	27	54	17	2	100
		Summer, 2002	0	6	42	51	0

		Q15 And over the next 12 months do you expect the economic situation in our country to improve a lot, improve a little, remain the same, worsen a little or worsen a lot?						
		Improve a lot	Improve a little	Remain the same	Worsen a little	Worsen a lot	DK/Refused	Total
Japan	Spring, 2012	0	16	49	25	8	1	100
	Spring, 2011	1	16	31	36	16	1	100
	Spring, 2010	0	14	52	25	8	1	100
	Spring, 2009	1	17	53	21	8	1	100
	Spring, 2008	0	5	47	38	10	0	100
		Summer, 2002	0	11	63	21	5	0

		Q37a As I read a list of groups and organizations, for each, please tell me what kind of influence the group is having on the way things are going in Japan: a. our national government					
		Very good	Somewhat good	Somewhat bad	Very bad	DK/Refused	Total
Japan	Spring, 2012	0	12	54	32	1	100
	Spring, 2007	6	44	38	6	6	100
	Summer, 2002	0	22	51	23	3	100

		Q37b As I read a list of groups and organizations, for each, please tell me what kind of influence the group is having on the way things are going in Japan: b. Prime Minister Yoshihiko Noda					
		Very good	Somewhat good	Somewhat bad	Very bad	DK/Refused	Total
Japan	Spring, 2012	1	29	46	21	2	100
	Spring, 2007	5	45	35	6	10	100
	Summer, 2002	3	35	47	11	4	100

In 2002, question asked about Prime Minister Junichiro Koizumi. In 2007, question asked about Prime Minister Shinzo Abe

		Q37c As I read a list of groups and organizations, for each, please tell me what kind of influence the group is having on the way things are going in Japan: c. Self Defense Force					
		Very good	Somewhat good	Somewhat bad	Very bad	DK/Refused	Total
Japan	Spring, 2012	32	57	7	2	2	100
	Spring, 2007	8	59	23	2	9	100
	Summer, 2002	10	59	20	3	8	100

		Q37d As I read a list of groups and organizations, for each, please tell me what kind of influence the group is having on the way things are going in Japan: d. the media—such as television, radio, newspapers, and magazines					
		Very good	Somewhat good	Somewhat bad	Very bad	DK/Refused	Total
Japan	Spring, 2012	3	31	48	15	2	100
	Spring, 2007	6	27	50	14	3	100
	Summer, 2002	5	43	41	7	4	100

		Q37e As I read a list of groups and organizations, for each, please tell me what kind of influence the group is having on the way things are going in Japan: e. Tokyo Electric Power Company (TEPCO)					
		Very good	Somewhat good	Somewhat bad	Very bad	DK/Refused	Total
Japan	Spring, 2012	0	4	36	58	1	100

		Q108 In your opinion, should the use of nuclear power in Japan be reduced, maintained at its current level, or increased?				
		Reduced	Maintained at current level	Increased	DK/Refused	Total
Japan	Spring, 2012	70	25	4	1	100
	Spring, 2011	44	46	8	2	100

		Q109 Thinking about the situation at the Fukushima Daiichi nuclear power plant, do you approve or disapprove of the way the national government has handled this situation?			
		Approve	Disapprove	DK/Refused	Total
Japan	Spring, 2012	17	80	3	100
	Spring, 2011	25	69	6	100

		Q110 And what about the Tokyo Electric Power Company (TEPCO), do you approve or disapprove of the way TEPCO has handled the situation at the Fukushima Daiichi nuclear plant?			
		Approve	Disapprove	DK/Refused	Total
Japan	Spring, 2012	9	88	3	100

		Q111 How worried are you that you or someone in your family may have been exposed to radiation from the Fukushima Daiichi nuclear plant - very worried, somewhat worried, not too worried, or not worried at all?					
		Very worried	Somewhat worried	Not too worried	Not at all worried	DK/Refused	Total
Japan	Spring, 2012	20	32	25	22	0	100
	Spring, 2011	31	28	23	17	1	100

		Q112 Do you think foods produced near the Fukushima Daiichi nuclear plant are safe from radioactive contamination or not safe?			
		Safe	Not safe	DK/Refused	Total
Japan	Spring, 2012	19	76	6	100