

May 9, 2013

## Despite Their Wide Differences, Many Israelis and Palestinians Want Bigger Role for Obama in Resolving Conflict

---

**Andrew Kohut,**

Founding Director, Pew Research Center

**Pew Global Attitudes Project:**

**Richard Wike,** Associate Director

**Juliana Menasce Horowitz,** Senior Researcher

**Katie Simmons,** Research Associate

**Jacob Poushter,** Research Associate

**Aaron Ponce,** Research Associate

**Cathy Barker,** Research Assistant

**Kat Devlin,** Research Assistant

For Media Inquiries Contact:

Richard Wike

Vidya Krishnamurthy

202.419.4372

<http://pewglobal.org>

**Pew Research Center:**

**James Bell,**

Director of International Survey Research,  
Pew Research Center

**Bruce Stokes,**

Director of Pew Global Economic Attitudes,  
Pew Research Center

**Elizabeth Mueller Gross,**

Vice President, Pew Research Center

## Despite Their Wide Differences, Many Israelis and Palestinians Want Bigger Role for Obama in Resolving Conflict

Israelis and Palestinians differ widely in their outlook for a peaceful resolution of their longstanding conflict and in their views about the United States. But both want U.S. President Barack Obama to play a larger role in resolving the Israeli-Palestinian stalemate.

Israelis, on balance, believe a way can be found for an independent Palestinian state to coexist peacefully with their country. Palestinians, on the other hand, overwhelmingly do not think this is possible, and a plurality believes armed struggle rather than negotiations or nonviolent resistance is the best way to achieve statehood.

Views of the United States also continue to vary considerably between Israelis and Palestinians. Israelis are far more likely to rate the U.S. favorably and to say its policies in the Middle East are fair.

Nonetheless, while Palestinians give the U.S. negative ratings and are nearly unanimous in saying the U.S. favors Israel in the Israeli-Palestinian dispute, many join Israelis in welcoming a larger role for the Obama administration in resolving the conflict.

While Obama, who visited Jerusalem and the West Bank in March, remains largely unpopular in the Palestinian territories, his ratings have improved markedly in Israel. The president enjoys the confidence of 61% of Israelis, up 12 percentage points from 2011. Palestinians, however, remain negative, with just 15% expressing confidence in Obama to do the right thing in world affairs, and 82% saying they have little or no confidence in the American president.

---

### Views of the U.S. and Its Middle East Policies

|  | Israel | Palest. ter. |
|--|--------|--------------|
| <i>U.S. favorability</i>   |        |              |
|  | %      | %            |
| Favorable  | 83     | 16           |
| Unfavorable  | 16     | 79           |
| Don't know   | 1      | 5            |
| <i>Relations between U.S. and Israel/Palestinian Authority</i>             |        |              |
| Good   | 94     | 35           |
| Bad  | 4      | 57           |
| Don't know   | 2      | 8            |
| <i>U.S. policies in the Middle East</i>                                    |        |              |
| Fair   | 47     | 2            |
| Favor Israel   | 35     | 95           |
| Favor Palestinians   | 14     | 1            |
| Don't know   | 4      | 3            |
| <i>Confidence in Obama</i>   |        |              |
| A lot/Some   | 61     | 15           |
| Not much/None  | 36     | 82           |
| Don't know   | 1      | 3            |
| <i>Obama's role in resolving Israeli-Palestinian conflict should be...</i> |        |              |
| Larger   | 49     | 41           |
| Smaller  | 15     | 26           |
| About the same   | 29     | 19           |
| Don't know   | 6      | 14           |

PEW RESEARCH CENTER Q9a, Q38, ISR\_PT1, ISR\_PT2 & ISR\_PT3.

---

These are among the key findings from a new survey by the Pew Research Center of 14,997 people in 12 countries and the Palestinian territories from March 3 to April 12, 2013. Survey countries include Lebanon, Jordan, Turkey, Tunisia, Egypt, Israel and the Palestinian territories, as well as the five permanent members of the United Nations Security Council – the United States, France, Britain, China and Russia – and Germany, which has played an active role in key issues related to the Middle East. Surveys in Israel and the Palestinian territories were conducted after Obama’s trip to the region.

Israel’s image is overwhelmingly negative in the region; 86% or more in Lebanon, Jordan, the Palestinian territories, Egypt, Tunisia and Turkey have an unfavorable view. Israel also has few friends in France, Germany and China, where majorities express negative opinions of the Jewish state. The U.S. is the only country surveyed where a majority (57%) gives Israel a favorable rating.

Despite their negative views of Israel, Westerners generally believe a peaceful resolution to the Israeli-Palestinian conflict is possible. At least half in France, Germany, Britain and the U.S. think a way can be found for Israel and an independent Palestinian state to coexist peacefully. In contrast, publics in Turkey and in the Arab countries surveyed are skeptical that this is possible.

Israeli Prime Minister Benjamin Netanyahu and Palestinian President Mahmoud Abbas receive negative ratings in the region, although majorities in Israel and in the Palestinian territories rate their own leader favorably.

Netanyahu’s ratings are especially negative, with seven-in-ten in Turkey and at least 85% in Lebanon, the Palestinian territories, Jordan, Egypt and Tunisia expressing unfavorable views. Abbas receives his most negative ratings in Israel, where 84% have an unfavorable view of the Palestinian leader. Majorities or pluralities in Lebanon, Egypt, Jordan and Turkey also offer negative ratings of Abbas.

---

### Views of Netanyahu and Abbas

|                    | Netanyahu | Abbas |
|--------------------|-----------|-------|
| <i>% Favorable</i> | %         | %     |
| Turkey             | 4         | 27    |
| Egypt              | 3         | 40    |
| Jordan             | 2         | 43    |
| Lebanon            | 0         | 35    |
| Palest. ter.       | 1         | 61    |
| Tunisia            | 2         | 40    |
| Israel             | 56        | 13    |

PEW RESEARCH CENTER Q40e-f.

---

In Israel, a substantial number believes the continued building of Jewish settlements in the West Bank hurts their nation’s security, an opinion that is held by nearly half of secular Jews and by a large majority of Arabs in that country. In contrast, just 19% of Israeli Jews who describe themselves as traditional, religious or ultra-Orthodox, say the continued building of

settlements makes Israel less safe, while 41% say it makes Israel safer and 31% say it does not make a difference.

## Middle East Sympathies

Perceptions of the conflict between Israelis and Palestinians differ considerably across the countries surveyed. In the U.S., about half (53%) say they sympathize more with Israel, while just 14% sympathize more with the Palestinians. This is virtually unchanged from the last time the Pew Global Attitudes Project asked this question in 2007.

Views are more mixed in France, Germany and Russia. For example, 40% of French respondents sympathize more with Israel, while 44% say their sympathies lie with the Palestinians. Similarly, in Germany and Russia, about as many side with Israel as side with the Palestinians, but substantial numbers in these countries do not sympathize with either side in this conflict (31% and 42%, respectively).

One-in-five respondents in Britain also do not sympathize with either side in the Israeli-Palestinian conflict, but those who choose a side tend to sympathize with the Palestinians. About a third (35%) of the British sympathize with the Palestinians, while 19% side with Israel.

In Turkey and the Arab countries where this question was asked, overwhelming majorities side with the Palestinians. At least nine-in-ten in Tunisia (98%), Jordan (94%) and Egypt (92%) sympathize with the Palestinians in the dispute with Israel, as do 88% in Lebanon and 66% in Turkey.

For the most part, there has been little change in perceptions of the Israeli-Palestinian conflict in recent years. In France, however, opinions are more balanced than they were in 2007, when 43% sympathized with the Palestinians and 32% sympathized with Israel. Germans also offer more even views now compared with six years ago; 34% sided with Israel and 21% sided with the Palestinians in 2007.

### Who Do You Sympathize with More?

|         |        |              | (Vol) |         |    |
|---------|--------|--------------|-------|---------|----|
|         | Israel | Palestinians | Both  | Neither | DK |
|         | %      | %            | %     | %       | %  |
| U.S.    | 53     | 14           | 2     | 13      | 17 |
| Britain | 19     | 35           | 5     | 20      | 22 |
| France  | 40     | 44           | 2     | 11      | 2  |
| Germany | 28     | 26           | 5     | 31      | 10 |
| Russia  | 15     | 14           | 13    | 42      | 16 |
| Turkey  | 9      | 66           | 3     | 10      | 12 |
| Egypt   | 0      | 92           | 2     | 4       | 2  |
| Jordan  | 1      | 94           | 5     | 1       | 0  |
| Lebanon | 0      | 88           | 1     | 12      | 0  |
| Tunisia | 1      | 98           | 0     | 1       | 0  |
| China   | 9      | 17           | 29    | 21      | 24 |

PEW RESEARCH CENTER Q110.

## Prospects for Palestinian Statehood

Israelis and Palestinians have very different opinions on the prospects for the establishment of an independent Palestinian state that coexists peacefully alongside Israel. Half of Israelis think this is possible, while 38% say it is not and 9% say it depends.

Palestinians are far less optimistic; 61% do not believe a way can be found for Israel and an independent Palestinian state to coexist peacefully, while 14% say this is possible and 22% say it depends.

Israeli Arabs are considerably more likely than Jews to say it is possible for Israel and an independent Palestinian state to coexist peacefully; 75% of Arabs in Israel say this is the case, compared with 46% of Israeli Jews.

Among Jews in Israel, a majority of those who describe themselves as secular believe a peaceful two-state solution is a possibility, while just 32% of those who describe themselves as traditional, religious or ultra-Orthodox share this view.

Elsewhere, at least half in France (71%), Germany (59%), Britain (52%) and the U.S. (50%) are optimistic that a way can be found for Israel and an independent Palestinian state to coexist peacefully with each other.

In Lebanon and Tunisia, majorities say there is not a way for a peaceful two-state solution to be achieved (80% and 57%, respectively), and about half (47%) in Turkey and 40% in Egypt are also skeptical. Opinions are somewhat more

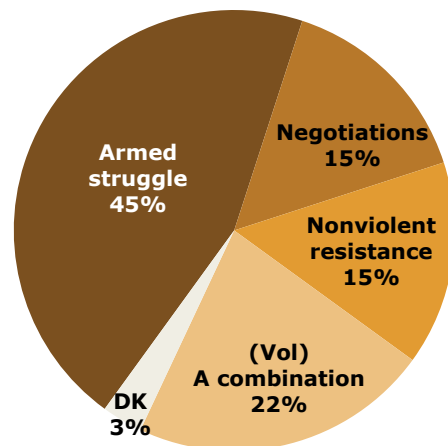
## Peaceful Two-State Solution

*Is there a way for Israel and an independent Palestinian state to coexist peacefully?*

|              | <b>(Vol)</b> |           |                   |           |
|--------------|--------------|-----------|-------------------|-----------|
|              | <b>Yes</b>   | <b>No</b> | <b>It depends</b> | <b>DK</b> |
|              | <b>%</b>     | <b>%</b>  | <b>%</b>          | <b>%</b>  |
| France       | 71           | 29        | 0                 | 0         |
| Germany      | 59           | 37        | 1                 | 3         |
| Britain      | 52           | 36        | 1                 | 10        |
| U.S.         | 50           | 41        | 0                 | 9         |
| Israel       | 50           | 38        | 9                 | 2         |
| China        | 36           | 16        | 20                | 28        |
| Russia       | 35           | 18        | 23                | 24        |
| Tunisia      | 32           | 57        | 7                 | 4         |
| Jordan       | 29           | 34        | 26                | 10        |
| Egypt        | 26           | 40        | 31                | 3         |
| Turkey       | 19           | 47        | 11                | 22        |
| Palest. ter. | 14           | 61        | 22                | 4         |
| Lebanon      | 11           | 80        | 8                 | 1         |

PEW RESEARCH CENTER Q111.

## Palestinian Views of Best Way to Achieve Statehood



Asked in the Palestinian territories only.

PEW RESEARCH CENTER Q112.

divided in Jordan, Russia and China, although pluralities in Russia and China say there is a way for Israel and an independent Palestinian state to coexist peacefully.

Palestinians are more likely to say armed struggle is the best way for their people to achieve statehood (45%) than they are to say negotiations or nonviolent resistance offer the best prospect for the creation of a Palestinian state (15% each). Another 22% volunteer that a combination of these three approaches would be most effective.

When asked whether Arab countries are doing too much, too little or enough to help the Palestinian people achieve statehood, three-quarters in the Palestinian territories say they are doing too little; 16% say other Arab nations are doing enough and 5% believe they are doing too much to help Palestinians achieve statehood.

In the other Arab countries surveyed, only in Tunisia and Egypt do majorities or pluralities say their country could be doing more to help the Palestinians. More than six-in-ten (64%) Tunisians say their country is doing too little to help the Palestinian people achieve statehood.

In Egypt, 47% believe their country is doing too little, but 34% think it is doing enough and 14% think Egypt is doing too much to help Palestinians with this goal.

Views are more mixed in Lebanon, Jordan and Turkey. For example, about the same number of Lebanese say their country is doing too little to help the Palestinian people achieve statehood (37%) as say it is doing enough (38%), while about a quarter (24%) believe Lebanon is doing too much. Among Jordanians, 28% say their country could be doing more to help Palestinians, while 38% think it is doing enough and 29% think Jordan is doing too much. And in Turkey, 26% say their country is doing too little, but 33% believe it is doing enough and 15% say it is doing too much to help the Palestinian people achieve statehood.

---

### Regional Involvement

*Are Arab countries doing too much, too little or enough to help Palestinians achieve statehood?*

|              | <b>Too much</b> | <b>Too little</b> | <b>Enough</b> | <b>DK</b> |
|--------------|-----------------|-------------------|---------------|-----------|
|              | %               | %                 | %             | %         |
| Palest. ter. | 5               | 75                | 16            | 4         |

*Is your country doing too much, too little or enough to help Palestinians achieve statehood?*

|         | <b>Too much</b> | <b>Too little</b> | <b>Enough</b> | <b>DK</b> |
|---------|-----------------|-------------------|---------------|-----------|
|         | %               | %                 | %             | %         |
| Egypt   | 14              | 47                | 34            | 5         |
| Jordan  | 29              | 28                | 38            | 6         |
| Lebanon | 24              | 37                | 38            | 1         |
| Tunisia | 7               | 64                | 19            | 10        |
| Turkey  | 15              | 26                | 33            | 25        |

PEW RESEARCH CENTER Q114 & Q115.

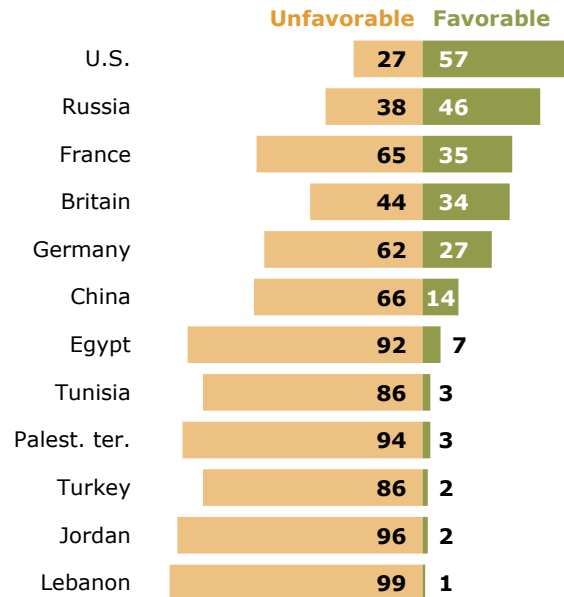
---

## Views of Israel Largely Unfavorable

The U.S. is the only country surveyed where a majority expresses positive views of Israel: 57% of Americans have a favorable opinion and 27% have an unfavorable view of one of their country's closest allies in the Middle East. Russians also express more favorable than unfavorable views of Israel (46% vs. 38%).

In predominantly Muslim countries, as well as in France, Germany, Britain and China, majorities or pluralities express negative opinions in Israel. At least eight-in-ten in Lebanon (99%), Jordan (96%), the Palestinian territories (94%), Egypt (92%), Turkey (86%), and Tunisia (86%) offer unfavorable views. Majorities in China (66%), France (65%) and Germany (62%) also express negative opinions of Israel, as does a 44%-plurality in Britain.

### Israel Favorability Ratings



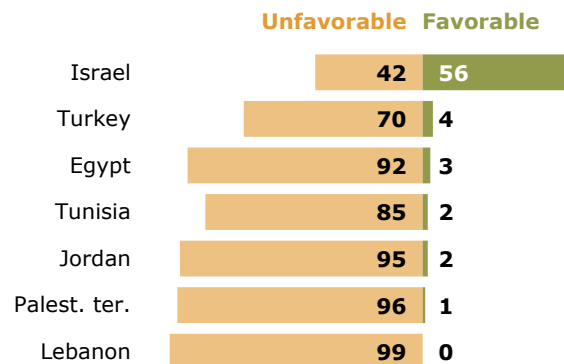
PEW RESEARCH CENTER Q9i.

## Negative Views of Netanyahu and Abbas

Israeli Prime Minister Benjamin Netanyahu receives overwhelmingly negative ratings in neighboring countries. At least nine-in-ten in neighboring Lebanon (99%), Palestinian territories (96%), Jordan (95%) and Egypt (92%) have an unfavorable view of the Israeli leader; 85% in Tunisia and 70% in Turkey also express negative opinions of Netanyahu.

In Israel, by contrast, more than half (56%) view Netanyahu favorably, while 42% have an unfavorable opinion of their country's prime minister. Israeli Jews are far more likely than Israeli Arabs to express positive views of Netanyahu. Among Jews, 63% have a favorable

### Views of Netanyahu



PEW RESEARCH CENTER Q40f.

opinion and 36% have an unfavorable view of the prime minister; among Arabs, just 20% have a positive view, while 76% have a negative view of Netanyahu. Israeli Jews who describe themselves as traditional, religious or ultra-Orthodox are especially likely to have a favorable opinion of Netanyahu (70% vs. 58% of secular Jews).

Views of Palestinian President Mahmoud Abbas are also largely negative across the region, but not as overwhelmingly so as views of Netanyahu. More than eight-in-ten (84%) Israelis hold unfavorable opinions of Abbas, but Arabs in that country are more positive, with 52% expressing favorable views and 44% expressing negative opinions of Abbas.

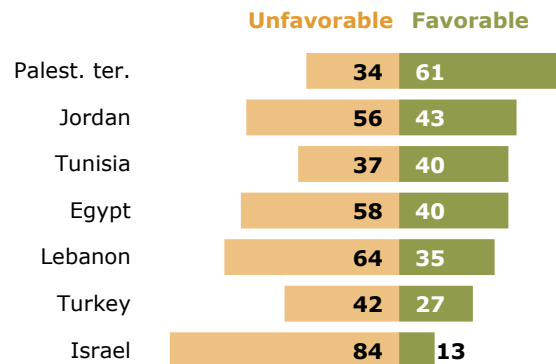
Majorities in Lebanon (64%), Egypt (58%) and Jordan (56%) also have unfavorable views, as does a 42%-plurality in Turkey. Tunisians are nearly evenly divided, with 40% expressing positive views and 37% expressing unfavorable views of the Palestinian leader.

In Lebanon, views of Abbas reflect religious and sectarian differences. Majorities of Christians (78%) and Shia (66%) hold unfavorable opinions of Abbas. Among Lebanese Sunnis, however, most (54%) give the Palestinian leader a positive rating, while 44% have a negative opinion of him.

Palestinians express mostly positive opinions of Abbas; 61% have a favorable view and 34% have an unfavorable view of the Palestinian president. Abbas is viewed favorably by majorities in both the West Bank (57%) and Gaza (68%). His party also receives positive ratings among Palestinians; 69% have a favorable view of Fatah, while 27% express unfavorable opinions.

Islamic Jihad and Hamas, two groups designated as terrorist organizations by the U.S., receive lower ratings among Palestinians than Fatah, which renounced terrorism in 1988. Still, a

### Views of Abbas



PEW RESEARCH CENTER Q40e.

### Palestinian Views of Fatah, Hamas and Islamic Jihad

|             | Fatah<br>% | Hamas<br>% | Islamic<br>Jihad<br>% |
|-------------|------------|------------|-----------------------|
| Favorable   | 69         | 48         | 56                    |
| Unfavorable | 27         | 45         | 35                    |
| DK          | 5          | 6          | 9                     |

PEW RESEARCH CENTER Q9j & Q9r-s.



majority of Palestinians (56%) holds favorable opinions of Islamic Jihad, while about a third (35%) gives the militant organization negative ratings.

Opinions of Hamas are more mixed, with 48% of Palestinians viewing the extremist group favorably and 45% saying they have an unfavorable view of Hamas. In 2011, when Pew Research last asked Palestinians about Hamas, more held negative views (56%) than expressed positive opinions (42%), but the militant organization was more popular in 2007, when 62% of Palestinians gave it a positive rating. Views of Hamas and Islamic Jihad do not vary significantly between the West Bank and Gaza or across demographic groups.

### Many Israelis Say Settlements Hurt Security

About four-in-ten Israelis (42%) believe the continued building of Jewish settlements in the West Bank hurts their nation's security; 27% say the expansion of settlements helps Israel's security, and 23% say it does not make a difference.

Israeli Arabs are far more likely than Israeli Jews to say the continued building of Jewish settlements in the West Bank hurts Israel's security. More than eight-in-ten (84%) Israeli Arabs express this view, while 4% say it helps their country's security and 2% believe it does not make a difference. Israeli Jews are divided: 35% say the expansion of settlements hurts the security of Israel, 31% say it helps, and 27% say it does not make a difference.

#### Impact of Continued Building of Jewish Settlements on Israel's Security

|   | Helps<br>% | Hurts<br>% | Does not<br>make a<br>difference<br>% | DK<br>% |
|---|------------|------------|---------------------------------------|---------|
| Total   | 27         | 42         | 23                                    | 8       |
| Israeli Jews  | 31         | 35         | 27                                    | 8       |
| <i>Secular</i>  | 23         | 47         | 23                                    | 7       |
| <i>Traditional,<br/>religious or<br/>ultra-Orthodox</i> | 41         | 19         | 31                                    | 8       |
| Israeli Arabs   | 4          | 84         | 2                                     | 10      |

Asked in Israel only.

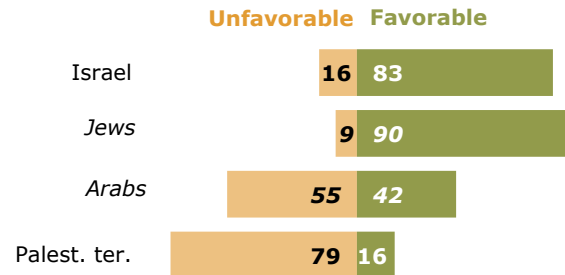
PEW RESEARCH CENTER Q113.

Among Jews, those who are secular are considerably more critical of the continued building of settlements than those who describe themselves as traditional, religious or ultra-Orthodox. Nearly half of secular Jews in Israel (47%) believe the continued building of Jewish settlements in the West Bank hurts their country's security; fewer say it helps or does not make a difference (23% each). Among more observant Jews, just 19% say expansion of settlements hurts Israel's security, while 41% say it helps and 31% say it does not make a difference.

## Israelis and Palestinians Differ on Views of U.S. and Obama

The U.S. receives overwhelmingly positive ratings in Israel, with even more Israelis now saying they have a favorable view of their country's ally than did so two years ago, when Pew Research last conducted a survey in Israel; today, 83% express a positive opinion of the U.S., compared with 72% in 2011. In contrast, about eight-in-ten (79%) Palestinians express unfavorable views of the U.S., virtually unchanged from recent surveys.

### U.S. Favorability Ratings



PEW RESEARCH CENTER Q9a.

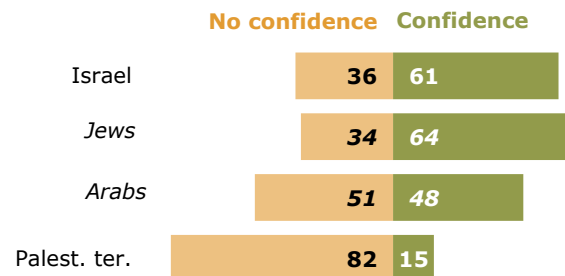
In Israel, Jews are far more likely than Arabs to express positive views of the U.S.; nine-in-ten Israeli Jews have a favorable opinion, compared with 42% of Israeli Arabs. Arabs and Jews in Israel agree, however, that their country's relationship with the U.S. is good. Overall, 94% of Israelis think Israel and the U.S. have a good relationship; 93% of Israeli Jews and 95% of Israeli Arabs share this view.

In the Palestinian territories, about one-third (35%) describe relations between the Palestinian Authority and the U.S. as good, while most (57%) say they are bad. Opinions are especially negative in Gaza, where just 24% say the relationship between their government and the U.S. is good, while 73% say it is bad. Views are more mixed in the West Bank, with 42% saying the Palestinian Authority has a good relationship with the U.S. and 47% saying relations between the two governments are bad.

Israelis and Palestinians also differ on views of Obama. About six-in-ten (61%) Israelis express confidence in the American president to do the right thing regarding world affairs, up from 49% in 2011. In the Palestinian territories, just 15% have confidence in Obama, while 82% have little or no confidence in him.

In Israel, opinions of Obama are far more positive among Jews than among Arabs. More than six-in-ten (64%) Jews express confidence in the American president, compared with about half (48%) of Arabs.

### Confidence in Obama's Handling of World Affairs



PEW RESEARCH CENTER Q38.

Secular Jews in Israel are especially positive in their views of Obama. About seven-in-ten (71%) secular Jews have confidence in Obama to do the right thing when it comes to world affairs, compared with 56% of Israeli Jews who describe themselves as traditional, religious or ultra-Orthodox.

### U.S. Policies in the Middle East

Israelis are more likely than they were six years ago to see U.S. policies in the Middle East as fair. Nearly half of Israelis (47%) say this is the case, while 35% say U.S. policies favor their own country too much and 14% say the U.S. is biased towards the Palestinians. In 2007, 37% of Israelis believed the U.S. was fair, while 42% said it favored Israel too much and 13% said the U.S. was overly supportive of the Palestinians.

#### Perceptions of U.S. Policies in the Middle East

|              | Fair | Favor Israel | Favor Palestinians | DK |
|--------------|------|--------------|--------------------|----|
|              | %    | %            | %                  | %  |
| Israel       | 47   | 35           | 14                 | 4  |
| <i>Jews</i>  | 55   | 24           | 17                 | 5  |
| <i>Arabs</i> | 3    | 94           | 1                  | 1  |
| Palest. ter. | 2    | 95           | 1                  | 3  |

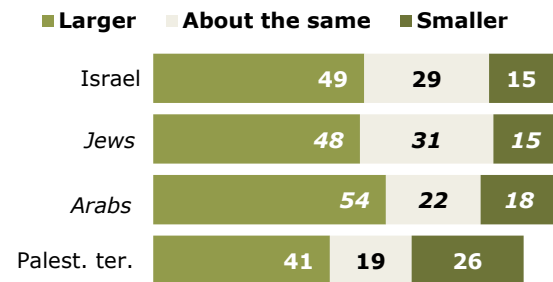
PEW RESEARCH CENTER ISR\_PT1.

Israeli opinions about U.S. policies in the Middle East vary considerably by ethnicity and religious affiliation. About six-in-ten (62%) secular Jews in Israel see the U.S. as fair, while 23% say the U.S. is biased toward Israel and 12% say the U.S. is biased toward the Palestinians. Among Israeli Jews who describe themselves as traditional, religious or ultra-Orthodox, 47% say U.S. policies in the region are fair, 23% say they favor their own country too much, and 22% say the U.S. is biased towards the Palestinians. Israeli Arabs overwhelmingly believe U.S. policies favor Israel too much; 94% say this is the case.

Palestinian assessments of U.S. policies in the Middle East mirror those of Arabs in Israel. More than nine-in-ten (95%) Palestinians believe the U.S. is biased toward Israel, virtually unchanged from past surveys.

When asked whether they would like the Obama administration to play a larger role, a smaller role or about the same role it has been playing in resolving the conflict in the Middle East, at least four-in-ten Israelis and

#### Obama's Role in Resolving Israeli-Palestinian Conflict Should Be...



PEW RESEARCH CENTER ISR\_PT3.

Palestinians say they would like it to play a larger role in the coming months. About half (49%) of Israelis would like the Obama administration to be more involved, while 15% would like it to play a smaller role and 29% would like it to play the same role it has been playing in resolving the Israeli-Palestinian conflict. Opinions on this do not vary considerably between Israeli Arabs and Jews.

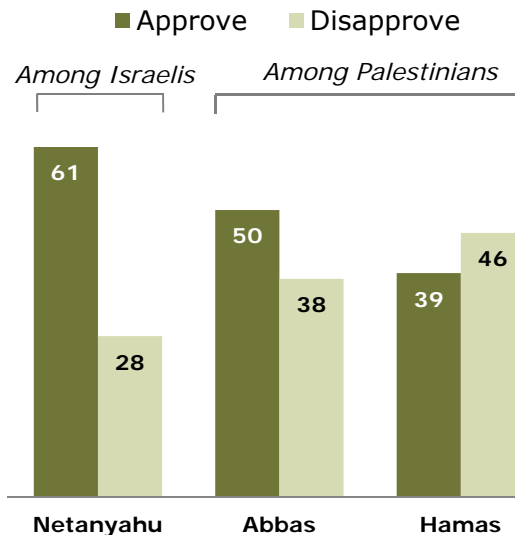
In the Palestinian territories, 41% would welcome more involvement from the Obama administration in the coming months; about a quarter (26%) of Palestinians want the American president to play a smaller role in resolving the conflict between Israelis and Palestinians, and 19% would like it to play the same role it has been playing. Those who live in the West Bank are more likely than Gaza residents to say they would like the Obama administration to play a larger role in the Middle East conflict; 47% in the West Bank want more U.S. involvement, compared with 30% in Gaza.

### Israeli and Palestinian Policies toward the U.S.

A majority of Israelis (61%) approve of Netanyahu's policies toward the U.S., while 28% disapprove. Israeli Jews who describe themselves as traditional, religious or ultra-orthodox are especially likely to approve of Netanyahu's policies (75% approve), but most secular Jews also approve (63%). Israeli Arabs are more critical of the prime minister's policies toward the U.S.; just 22% approve and 59% disapprove of Netanyahu's policies toward the U.S.

In the Palestinian territories, half approve of Abbas' policies toward the U.S., and 38% disapprove. Views of the way Hamas is handling the U.S. are more mixed; 39% approve and 46% disapprove. Opinions about Hamas' policies toward the U.S. are similar in the West Bank and Gaza.

### Netanyahu's, Abbas' and Hamas' Policies toward the U.S.



PEW RESEARCH CENTER ISR\_PT4, ISR\_PT5 & ISR\_PT6.

## Survey Methods

### About the 2013 Spring Pew Global Attitudes Survey

Results for the survey are based on telephone and face-to-face interviews conducted under the direction of Princeton Survey Research Associates International. Survey results are based on national samples. For further details on sample designs, see below.

The descriptions below show the margin of sampling error based on all interviews conducted in that country. For results based on the full sample in a given country, one can say with 95% confidence that the error attributable to sampling and other random effects is plus or minus the margin of error. In addition to sampling error, one should bear in mind that question wording and practical difficulties in conducting surveys can introduce error or bias into the findings of opinion polls.

|                  |  |
|------------------|--|
| Country:         | <b>Britain</b>   |
| Sample design:   | Random Digit Dial (RDD) probability sample of landline and cell phone households |
| Mode:            | Telephone adults 18 plus   |
| Languages:       | English  |
| Fieldwork dates: | March 4 – March 27, 2013   |
| Sample size:     | 1,012  |
| Margin of Error: | ±3.3 percentage points   |
| Representative:  | Telephone households (roughly 98% of all British households)                     |

**Country:** **China**  
**Sample design:** Multi-stage cluster sample stratified by China's three regional-economic zones and urbanity. Twelve cities, 12 towns and 12 villages were sampled covering central, east, and west China.  
**Mode:** Face-to-face adults 18 plus  
**Languages:** Chinese (Mandarin, Hebei, Shandong, Yunnan, Chongqing, Guangdong, Hubei, Henan, Hunan, Jiangsu, Ganda, Sichuan, Shaanxi, Anhui, Shanghai, Jilin, Jiangxi, Zhejiang, and Beijing dialects)  
**Fieldwork dates:** March 4 – April 6, 2013  
**Sample size:** 3,226  
**Margin of Error:** ±3.5 percentage points  
**Representative:** Adult population (excluding Tibet, Xinjiang, Hong Kong and Macau, or roughly 2% of the population). Disproportionately urban. The data were weighted to reflect the actual urbanity distribution in China.  
**Note:** The results cited are from Horizonkey's self-sponsored survey.

**Country:** **Egypt**  
**Sample design:** Multi-stage cluster sample stratified by governorates and urbanity  
**Mode:** Face-to-face adults 18 plus  
**Languages:** Arabic  
**Fieldwork dates:** March 3 – March 23, 2013  
**Sample size:** 1,000  
**Margin of Error:** ±4.3 percentage points  
**Representative:** Adult population (excluding Frontier governorates, or about 2% of the population)

**Country:** **France**  
**Sample design:** Random Digit Dial (RDD) sample of landline and cell phone-only households with quotas for gender, age and occupation and stratified by region and urbanity  
**Mode:** Telephone adults 18 plus  
**Languages:** French  
**Fieldwork dates:** March 4 – March 16, 2013  
**Sample size:** 1,004  
**Margin of Error:** ±3.6 percentage points  
**Representative:** Telephone households (roughly 99% of all French households)

Country: **Germany**  
 Sample design: Random Digit Dial (RL(2)D) probability sample of landline and cell phone households  
 Mode: Telephone adults 18 plus  
 Languages: German  
 Fieldwork dates: March 4 – March 18, 2013  
 Sample size: 1,025  
 Margin of Error:  $\pm 4.1$  percentage points  
 Representative: Telephone households (roughly 99% of all German households)

Country: **Israel**  
 Sample design: Multi-stage cluster sample stratified by Israel's six districts, urbanity, and socioeconomic status, with an oversample of Arabs  
 Mode: Face-to-face adults 18 plus  
 Languages: Hebrew, Arabic  
 Fieldwork dates: March 29 – April 12, 2013  
 Sample size: 922 (504 Jews, 406 Arabs, 12 others)  
 Margin of Error:  $\pm 4.6$  percentage points  
 Representative: Adult population

Country: **Jordan**  
 Sample design: Multi-stage cluster sample stratified by Jordan's 12 governorates and urbanity  
 Mode: Face-to-face adults 18 plus  
 Languages: Arabic  
 Fieldwork dates: March 4 – March 23, 2013  
 Sample size: 1,000  
 Margin of Error:  $\pm 4.5$  percentage points  
 Representative: Adult population

Country: **Lebanon**  
 Sample design: Multi-stage cluster sample stratified by Lebanon's seven regions and urbanity  
 Mode: Face-to-face adults 18 plus  
 Languages: Arabic  
 Fieldwork dates: March 4 – March 22, 2013  
 Sample size: 1,000  
 Margin of Error:  $\pm 4.0$  percentage points  
 Representative: Adult population (excluding a small area in Beirut controlled by a militia group and a few villages in the south of Lebanon, which border Israel and are inaccessible to outsiders, or about 2% of the population)

Country: **Palestinian territories**  
 Sample design: Multi-stage cluster sample stratified by region and urban/rural/refugee camp population  
 Mode: Face-to-face adults 18 plus  
 Languages: Arabic  
 Fieldwork dates: March 29 – April 7, 2013  
 Sample size: 810  
 Margin of Error:  $\pm 4.4$  percentage points  
 Representative: Adult population (excluding Bedouins who regularly change residence and some communities near Israeli settlements where military restrictions make access difficult, or roughly 5% of the population)

Country: **Russia**  
 Sample design: Multi-stage cluster sample stratified by Russia's eight regions plus Moscow and St. Petersburg and urbanity  
 Mode: Face-to-face adults 18 plus  
 Languages: Russian  
 Fieldwork dates: March 5 – March 21, 2013  
 Sample size: 996  
 Margin of Error:  $\pm 3.6$  percentage points  
 Representative: Adult population (excluding High North regions, the Chechen Republic, and the Ingush Republic, or about 3% of the population)



|                  |   |
|------------------|---|
| Country:         | <b>Tunisia</b>  |
| Sample design:   | Multi-stage cluster sample stratified by governorate and urbanity   |
| Mode:            | Face-to-face adults 18 plus   |
| Languages:       | Tunisian Arabic   |
| Fieldwork dates: | March 4 – March 19, 2013  |
| Sample size:     | 1,000   |
| Margin of Error: | ±4.0 percentage points  |
| Representative:  | Adult population  |
|                  |   |
| Country:         | <b>Turkey</b>   |
| Sample design:   | Multi-stage cluster sample stratified by the 26 regions (based on geographical location and level of development (NUTS 2)) and urbanity |
| Mode:            | Face-to-face adults 18 plus   |
| Languages:       | Turkish   |
| Fieldwork dates: | March 5 – March 24, 2013  |
| Sample size:     | 1,000   |
| Margin of Error: | ±7.7 percentage points  |
| Representative:  | Adult population  |
|                  |   |
| Country:         | <b>United States</b>  |
| Sample design:   | Random Digit Dial (RDD) probability sample of landline and cell phone households stratified by county                                   |
| Mode:            | Telephone adults 18 plus  |
| Languages:       | English, Spanish  |
| Fieldwork dates: | March 4 – March 18, 2013  |
| Sample size:     | 1,002   |
| Margin of Error: | ±3.5 percentage points  |
| Representative:  | Telephone households with English or Spanish speakers (roughly 97% of U.S. households)  |

**Pew Research Center's Global Attitudes Project  
2013 Spring Survey Topline Results  
May 9, 2013 Release**

Methodological notes:

- Survey results are based on national samples. For further details on sample designs, see Survey Methods section.
- Due to rounding, percentages may not total 100%. The topline “total” columns show 100%, because they are based on unrounded numbers.
- Since 2007, the Global Attitudes Project has used an automated process to generate topline. As a result, numbers may differ slightly from those published prior to 2007.
- Not all questions included in the Spring 2013 survey are presented in this topline. Omitted questions have either been previously released or will be released in future reports.

|              |              | Q9a Please tell me if you have a very favorable, somewhat favorable, somewhat unfavorable or very unfavorable opinion of: a. The United States |                    |                      |                  |            |       |
|--------------|--------------|--|--------------------|----------------------|------------------|------------|-------|
|              |              | Very favorable   | Somewhat favorable | Somewhat unfavorable | Very unfavorable | DK/Refused | Total |
| Palest. ter. | Spring, 2013 | 4  | 12                 | 24                   | 55               | 5          | 100   |
|              | Spring, 2011 | 2  | 16                 | 31                   | 49               | 1          | 100   |
|              | Spring, 2009 | 2  | 13                 | 16                   | 66               | 2          | 100   |
|              | Spring, 2007 | 4  | 9                  | 16                   | 70               | 1          | 100   |
|              | May, 2003    | 0  | 0                  | 13                   | 85               | 1          | 100   |
| Israel       | Spring, 2013 | 31   | 52                 | 12                   | 4                | 1          | 100   |
|              | Spring, 2011 | 14   | 58                 | 23                   | 5                | 1          | 100   |
|              | Spring, 2009 | 26   | 45                 | 19                   | 7                | 2          | 100   |
|              | Spring, 2007 | 29   | 49                 | 15                   | 5                | 1          | 100   |
|              | May, 2003    | 32   | 46                 | 12                   | 8                | 1          | 100   |

|               |              | Q9i Please tell me if you have a very favorable, somewhat favorable, somewhat unfavorable or very unfavorable opinion of: i. Israel |                    |                      |                  |            |       |
|---------------|--------------|---|--------------------|----------------------|------------------|------------|-------|
|               |              | Very favorable  | Somewhat favorable | Somewhat unfavorable | Very unfavorable | DK/Refused | Total |
| United States | Spring, 2013 | 21  | 36                 | 18                   | 9                | 17         | 100   |
| Britain       | Spring, 2013 | 5   | 29                 | 28                   | 16               | 22         | 100   |
| France        | Spring, 2013 | 4   | 31                 | 38                   | 27               | 1          | 100   |
| Germany       | Spring, 2013 | 2   | 25                 | 52                   | 10               | 12         | 100   |
| Russia        | Spring, 2013 | 7   | 39                 | 26                   | 12               | 16         | 100   |
| Turkey        | Spring, 2013 | 1   | 1                  | 11                   | 75               | 12         | 100   |
| Egypt         | Spring, 2013 | 1   | 6                  | 3                    | 89               | 1          | 100   |
| Jordan        | Spring, 2013 | 1   | 1                  | 2                    | 94               | 3          | 100   |
| Lebanon       | Spring, 2013 | 0   | 1                  | 7                    | 92               | 1          | 100   |
| Palest. ter.  | Spring, 2013 | 1   | 2                  | 9                    | 85               | 3          | 100   |
| Tunisia       | Spring, 2013 | 1   | 2                  | 4                    | 82               | 11         | 100   |
| China         | Spring, 2013 | 2   | 12                 | 41                   | 25               | 20         | 100   |

|              |              | Q9j Please tell me if you have a very favorable, somewhat favorable, somewhat unfavorable or very unfavorable opinion of: j. Hamas |                    |                      |                  |            |       |
|--------------|--------------|--|--------------------|----------------------|------------------|------------|-------|
|              |              | Very favorable   | Somewhat favorable | Somewhat unfavorable | Very unfavorable | DK/Refused | Total |
| Palest. ter. | Spring, 2013 | 14   | 34                 | 21                   | 24               | 6          | 100   |
|              | Spring, 2011 | 11   | 31                 | 36                   | 20               | 2          | 100   |
|              | Spring, 2009 | 14   | 30                 | 20                   | 32               | 3          | 100   |
|              | Spring, 2007 | 27   | 35                 | 12                   | 21               | 4          | 100   |

|              |              | Q9r Please tell me if you have a very favorable, somewhat favorable, somewhat unfavorable or very unfavorable opinion of: r. Fatah |                    |                      |                  |            |       |
|--------------|--------------|--|--------------------|----------------------|------------------|------------|-------|
|              |              | Very favorable   | Somewhat favorable | Somewhat unfavorable | Very unfavorable | DK/Refused | Total |
| Palest. ter. | Spring, 2013 | 29   | 40                 | 14                   | 13               | 5          | 100   |
|              | Spring, 2011 | 33   | 40                 | 17                   | 7                | 2          | 100   |

|              |              | Q9s Please tell me if you have a very favorable, somewhat favorable, somewhat unfavorable or very unfavorable opinion of: s. Islamic Jihad |                    |                      |                  |            |       |
|--------------|--------------|--|--------------------|----------------------|------------------|------------|-------|
|              |              | Very favorable   | Somewhat favorable | Somewhat unfavorable | Very unfavorable | DK/Refused | Total |
| Palest. ter. | Spring, 2013 | 15   | 41                 | 20                   | 15               | 9          | 100   |

|              |              | Q38 How much confidence do you have in U.S. President Barack Obama to do the right thing regarding world affairs – a lot of confidence, some confidence, not too much confidence, or no confidence at all. |                 |                         |                      |            |       |
|--------------|--------------|--|-----------------|-------------------------|----------------------|------------|-------|
|              |              | A lot of confidence  | Some confidence | Not too much confidence | No confidence at all | DK/Refused | Total |
| Palest. ter. | Spring, 2013 | 2  | 13              | 29                      | 53                   | 3          | 100   |
|              | Spring, 2011 | 1  | 13              | 40                      | 44                   | 2          | 100   |
|              | Spring, 2009 | 2  | 21              | 18                      | 57                   | 2          | 100   |
| Israel       | Spring, 2013 | 23   | 38              | 21                      | 15                   | 1          | 100   |
|              | Spring, 2011 | 10   | 39              | 34                      | 17                   | 0          | 100   |
|              | Spring, 2009 | 20   | 36              | 27                      | 16                   | 1          | 100   |

|              |              | Q40e Now I'd like to ask your views about some additional political leaders. Please tell me if you have a very favorable, somewhat favorable, somewhat unfavorable, or very unfavorable opinion of: e. Palestinian President Mahmoud Abbas (Abu Mazen) |                    |                      |                  |            |       |
|--------------|--------------|--|--------------------|----------------------|------------------|------------|-------|
|              |              | Very favorable   | Somewhat favorable | Somewhat unfavorable | Very unfavorable | DK/Refused | Total |
| Turkey       | Spring, 2013 | 8  | 19                 | 20                   | 22               | 30         | 100   |
| Egypt        | Spring, 2013 | 8  | 32                 | 33                   | 25               | 3          | 100   |
| Jordan       | Spring, 2013 | 10   | 33                 | 30                   | 26               | 2          | 100   |
| Lebanon      | Spring, 2013 | 7  | 28                 | 26                   | 38               | 2          | 100   |
| Palest. ter. | Spring, 2013 | 27   | 34                 | 17                   | 17               | 5          | 100   |
| Tunisia      | Spring, 2013 | 9  | 31                 | 14                   | 23               | 23         | 100   |
| Israel       | Spring, 2013 | 1  | 12                 | 39                   | 45               | 2          | 100   |

|              |              | Q40f Now I'd like to ask your views about some additional political leaders. Please tell me if you have a very favorable, somewhat favorable, somewhat unfavorable, or very unfavorable opinion of: f. Israeli Prime Minister Benjamin Netanyahu |                    |                      |                  |            |       |
|--------------|--------------|--|--------------------|----------------------|------------------|------------|-------|
|              |              | Very favorable   | Somewhat favorable | Somewhat unfavorable | Very unfavorable | DK/Refused | Total |
| Turkey       | Spring, 2013 | 1  | 3                  | 16                   | 54               | 26         | 100   |
| Egypt        | Spring, 2013 | 1  | 2                  | 3                    | 89               | 5          | 100   |
| Jordan       | Spring, 2013 | 1  | 1                  | 2                    | 93               | 4          | 100   |
| Lebanon      | Spring, 2013 | 0  | 0                  | 4                    | 95               | 0          | 100   |
| Palest. ter. | Spring, 2013 | 0  | 1                  | 8                    | 88               | 3          | 100   |
| Tunisia      | Spring, 2013 | 1  | 1                  | 2                    | 83               | 13         | 100   |
| Israel       | Spring, 2013 | 14   | 42                 | 31                   | 11               | 2          | 100   |

|               |              | Q110 Now thinking about the dispute between Israel and the Palestinians, which side do you sympathize with more, Israel or the Palestinians? |              |                       |                          |            |       |
|---------------|--------------|--|--------------|-----------------------|--------------------------|------------|-------|
|               |              | Israel   | Palestinians | Both<br>(Volunteered) | Neither<br>(Volunteered) | DK/Refused | Total |
| United States | Spring, 2013 | 53   | 14           | 2                     | 13                       | 17         | 100   |
|               | Spring, 2007 | 49   | 11           | 5                     | 17                       | 18         | 100   |
|               | Spring, 2006 | 48   | 13           | 4                     | 14                       | 20         | 100   |
|               | Spring, 2004 | 46   | 12           | 8                     | 15                       | 19         | 100   |
|               | April, 2002  | 41   | 13           | 6                     | 21                       | 19         | 100   |
| Britain       | Spring, 2013 | 19   | 35           | 5                     | 20                       | 22         | 100   |
|               | Spring, 2007 | 16   | 29           | 9                     | 26                       | 20         | 100   |
|               | Spring, 2006 | 24   | 29           | 5                     | 22                       | 19         | 100   |
|               | Spring, 2004 | 22   | 28           | 15                    | 18                       | 17         | 100   |
|               | April, 2002  | 17   | 28           | 11                    | 23                       | 21         | 100   |
| France        | Spring, 2013 | 40   | 44           | 2                     | 11                       | 2          | 100   |
|               | Spring, 2007 | 32   | 43           | 4                     | 16                       | 5          | 100   |
|               | Spring, 2006 | 38   | 38           | 8                     | 12                       | 3          | 100   |
|               | Spring, 2004 | 20   | 28           | 11                    | 30                       | 12         | 100   |
|               | April, 2002  | 19   | 36           | 8                     | 25                       | 12         | 100   |
| Germany       | Spring, 2013 | 28   | 26           | 5                     | 31                       | 10         | 100   |
|               | Spring, 2007 | 34   | 21           | 4                     | 34                       | 8          | 100   |
|               | Spring, 2006 | 37   | 18           | 4                     | 31                       | 11         | 100   |
|               | Spring, 2004 | 24   | 24           | 7                     | 32                       | 12         | 100   |
|               | April, 2002  | 24   | 26           | 5                     | 32                       | 13         | 100   |
| Russia        | Spring, 2013 | 15   | 14           | 13                    | 42                       | 16         | 100   |
|               | Spring, 2007 | 14   | 16           | 13                    | 40                       | 16         | 100   |
|               | Spring, 2006 | 21   | 16           | 12                    | 37                       | 14         | 100   |
|               | Spring, 2004 | 23   | 14           | 15                    | 35                       | 14         | 100   |
| Turkey        | Spring, 2013 | 9  | 66           | 3                     | 10                       | 12         | 100   |
|               | Spring, 2007 | 4  | 64           | 1                     | 13                       | 17         | 100   |
|               | Spring, 2006 | 5  | 63           | 2                     | 16                       | 14         | 100   |
|               | Spring, 2004 | 6  | 63           | 4                     | 16                       | 11         | 100   |
| Egypt         | Spring, 2013 | 0  | 92           | 2                     | 4                        | 2          | 100   |
|               | Spring, 2007 | 0  | 93           | 1                     | 5                        | 1          | 100   |
|               | Spring, 2006 | 2  | 97           | 1                     | 0                        | 0          | 100   |
| Jordan        | Spring, 2013 | 1  | 94           | 5                     | 1                        | 0          | 100   |
|               | Spring, 2007 | 2  | 88           | 3                     | 7                        | 1          | 100   |
|               | Spring, 2006 | 1  | 97           | 1                     | 1                        | 0          | 100   |
|               | Spring, 2004 | 1  | 93           | 0                     | 4                        | 1          | 100   |
| Lebanon       | Spring, 2013 | 0  | 88           | 1                     | 12                       | 0          | 100   |
|               | Spring, 2007 | 4  | 70           | 10                    | 16                       | 0          | 100   |
| Tunisia       | Spring, 2013 | 1  | 98           | 0                     | 1                        | 0          | 100   |
| China         | Spring, 2013 | 9  | 17           | 29                    | 21                       | 24         | 100   |
|               | Spring, 2007 | 8  | 29           | 18                    | 18                       | 26         | 100   |
|               | Spring, 2006 | 7  | 23           | 12                    | 15                       | 42         | 100   |

|               |              | Q111 Do you think a way can be found for Israel and an independent Palestinian state to coexist peacefully with each other, or not? |    |                          |            |       |
|---------------|--------------|---|----|--------------------------|------------|-------|
|               |              | Yes   | No | It Depends (Volunteered) | DK/Refused | Total |
| United States | Spring, 2013 | 50  | 41 | 0                        | 9          | 100   |
| Britain       | Spring, 2013 | 52  | 36 | 1                        | 10         | 100   |
| France        | Spring, 2013 | 71  | 29 | 0                        | 0          | 100   |
| Germany       | Spring, 2013 | 59  | 37 | 1                        | 3          | 100   |
| Russia        | Spring, 2013 | 35  | 18 | 23                       | 24         | 100   |
| Turkey        | Spring, 2013 | 19  | 47 | 11                       | 22         | 100   |
| Egypt         | Spring, 2013 | 26  | 40 | 31                       | 3          | 100   |
| Jordan        | Spring, 2013 | 29  | 34 | 26                       | 10         | 100   |
| Lebanon       | Spring, 2013 | 11  | 80 | 8                        | 1          | 100   |
| Palest. ter.  | Spring, 2013 | 14  | 61 | 22                       | 4          | 100   |
| Tunisia       | Spring, 2013 | 32  | 57 | 7                        | 4          | 100   |
| Israel        | Spring, 2013 | 50  | 38 | 9                        | 2          | 100   |
| China         | Spring, 2013 | 36  | 16 | 20                       | 28         | 100   |

|              |              | Q112 In your opinion, what is the best way for Palestinians to achieve statehood – through negotiations, through armed struggle, or through nonviolent resistance? |                |                       |                                      |            |       |
|--------------|--------------|--|----------------|-----------------------|--------------------------------------|------------|-------|
|              |              | Negotiations   | Armed struggle | Nonviolent resistance | A combination of these (Volunteered) | DK/Refused | Total |
| Palest. ter. | Spring, 2013 | 15   | 45             | 15                    | 22                                   | 3          | 100   |

|        |              | Q113 In your opinion, does the continued building of Jewish settlements in the West Bank help the security of Israel, hurt the security of Israel, or does it not make a difference? |                              |                            |            |       |
|--------|--------------|--|------------------------------|----------------------------|------------|-------|
|        |              | Helps the security of Israel   | Hurts the security of Israel | Does not make a difference | DK/Refused | Total |
| Israel | Spring, 2013 | 27   | 42                           | 23                         | 8          | 100   |

|         |              | Q114 Do you think (survey country) is doing too much, too little, or is doing enough in helping the Palestinian people achieve statehood? |            |        |            |       |
|---------|--------------|---|------------|--------|------------|-------|
|         |              | Too much  | Too little | Enough | DK/Refused | Total |
| Turkey  | Spring, 2013 | 15  | 26         | 33     | 25         | 100   |
| Egypt   | Spring, 2013 | 14  | 47         | 34     | 5          | 100   |
| Jordan  | Spring, 2013 | 29  | 28         | 38     | 6          | 100   |
| Lebanon | Spring, 2013 | 24  | 37         | 38     | 1          | 100   |
| Tunisia | Spring, 2013 | 7   | 64         | 19     | 10         | 100   |

|              |              | Q115 In general, do you think Arab countries are doing too much, too little, or are doing enough in helping the Palestinian people achieve statehood? |            |        |            |       |
|--------------|--------------|---|------------|--------|------------|-------|
|              |              | Too much  | Too little | Enough | DK/Refused | Total |
| Palest. ter. | Spring, 2013 | 5   | 75         | 16     | 4          | 100   |

|              |              | ISR_PT1 What's your opinion of U.S. policies in the Middle East – would you say they are fair or do they favor Israel too much or do they favor the Palestinians too much? |              |                    |            |       |
|--------------|--------------|--|--------------|--------------------|------------|-------|
|              |              | Fair   | Favor Israel | Favor Palestinians | DK/Refused | Total |
| Palest. ter. | Spring, 2013 | 2  | 95           | 1                  | 3          | 100   |
|              | Spring, 2007 | 2  | 90           | 4                  | 4          | 100   |
|              | May, 2003    | 0  | 96           | 2                  | 2          | 100   |
| Israel       | Spring, 2013 | 47   | 35           | 14                 | 4          | 100   |
|              | Spring, 2007 | 37   | 42           | 13                 | 8          | 100   |
|              | May, 2003    | 38   | 46           | 11                 | 5          | 100   |

|              |              | ISR_PT2 Do you think relations between [IN ISRAEL: Israel; IN PALESTINIAN TERRITORIES: the Palestinian Authority] and the United States today are very good, somewhat good, somewhat bad or very bad? |               |              |          |            |       |
|--------------|--------------|---|---------------|--------------|----------|------------|-------|
|              |              | Very good   | Somewhat good | Somewhat bad | Very bad | DK/Refused | Total |
| Palest. ter. | Spring, 2013 | 2   | 33            | 34           | 23       | 8          | 100   |
| Israel       | Spring, 2013 | 26  | 68            | 3            | 1        | 2          | 100   |

|              |              | ISR_PT3 In the coming months, would you like the Obama administration to play a larger role, a smaller role, or about the same role it has been playing in resolving the conflict between Israelis and Palestinians? |              |                     |            |       |
|--------------|--------------|--|--------------|---------------------|------------|-------|
|              |              | Larger role  | Smaller role | About the same role | DK/Refused | Total |
| Palest. ter. | Spring, 2013 | 41   | 26           | 19                  | 14         | 100   |
| Israel       | Spring, 2013 | 49   | 15           | 29                  | 6          | 100   |

|        |              | ISR_PT4 Overall, do you approve or disapprove of Benjamin Netanyahu's policies toward the United States? |            |            |       |
|--------|--------------|--|------------|------------|-------|
|        |              | Approve  | Disapprove | DK/Refused | Total |
| Israel | Spring, 2013 | 61   | 28         | 11         | 100   |

|              |              | ISR_PT5 Overall, do you approve or disapprove of Mahmoud Abbas' policies toward the United States? |            |            |       |
|--------------|--------------|--|------------|------------|-------|
|              |              | Approve  | Disapprove | DK/Refused | Total |
| Palest. ter. | Spring, 2013 | 50   | 38         | 12         | 100   |

|              |              | ISR_PT6 Overall, do you approve or disapprove of Hamas' policies toward the United States? |            |            |       |
|--------------|--------------|--|------------|------------|-------|
|              |              | Approve  | Disapprove | DK/Refused | Total |
| Palest. ter. | Spring, 2013 | 39   | 46         | 15         | 100   |