

Oct. 24, 2013

Mexicans and Salvadorans Have Positive Picture of Life in U.S.

Widespread Concern about Drugs and Gangs at Home

**FOR FURTHER INFORMATION CONTACT
PEW RESEARCH CENTER'S
GLOBAL ATTITUDES PROJECT**

Andrew Kohut

Founding Director

Richard Wike

Director of Global Attitudes

1615 L St. NW, Suite 700
Washington, DC 20036
Tel (202) 419-4372 – Media Inquiries
Fax (202) 419-4399
www.pewglobal.org

About Pew Research Center's Global Attitudes Project

Pew Research Center is a nonpartisan fact tank that informs the public about the issues, attitudes and trends shaping America and the world. It does not take policy positions. Its Global Attitudes Project conducts public opinion surveys around the world on a broad array of subjects ranging from people's assessments of their own lives to their views about the current state of the world and important issues of the day. Since 2001, the project has conducted more than 330,000 interviews in 60 nations.

Staff members who contributed to the 2013 survey include:

Pew Research Center's Global Attitudes Project

Andrew Kohut, *Founding Director, Pew Research Center*

Richard Wike, *Director of Global Attitudes*

Katie Simmons, *Research Associate*

Jacob Poushter, *Research Associate*

Aaron Ponce, *Research Associate*

Cathy Barker, *Research Analyst*

Kat Devlin, *Research Assistant*

Pew Research Center

James Bell, *Director of International Survey Research*

Bruce Stokes, *Director of Global Economic Attitudes*

Elizabeth Mueller Gross, *Vice President*

Juliana Menasce Horowitz, *Senior Researcher, Pew Research Center for the People & the Press*

October 24, 2013

TABLE OF CONTENTS

	PAGE
Overview: Mexicans and Salvadorans Have Positive Picture of Life in U.S.	1
Chapter 1: Mexico	5
Chapter 2: El Salvador	10
Survey Methods	15
Survey Topline	16

Mexicans and Salvadorans Have Positive Picture of Life in U.S.

Widespread Concern about Drugs and Gangs at Home

Mexicans and Salvadorans share a positive image of the U.S. Many believe that people who move to the U.S. lead a better life, and most of those who have family or friends who migrated say they have accomplished their goals while there. Salvadorans, 67% of whom have family or friends in the U.S., express particularly favorable opinions of the U.S.; nearly six-in-ten would move there if they could. Many fewer Mexicans (35%) say the same.

Meanwhile, people in both countries see the public safety situation at home as dire. Broad majorities are *very* concerned about crime – specifically, violence associated with urban gangs in El Salvador and drug cartels in Mexico. People overwhelmingly want the government to focus on maintaining law and order rather than protecting personal freedoms. And there is widespread support in both countries for the army playing a major role in the fight against crime.

At the same time, other issues rival these as top concerns. In Mexico, seven-in-ten say human rights violations by the military and police are a very big problem, while nine-in-ten Salvadorans say this about pollution in their country.

These are among the key findings from a survey by the Pew Research Center of 792 people in El Salvador conducted from April 18 to May 1, 2013 and 1,000 in Mexico from March 4 to March 17, 2013.

U.S. Viewed Favorably; Crime a Major National Problem

	Mexico	El Salvador
<i>Opinion of U.S.</i>	%	%
Favorable	66	79
Unfavorable	30	17
Don't know	4	4
<i>Life in the U.S. for people who move there is...</i>		
Better	47	64
Worse	18	6
Neither	29	28
Don't know	6	1

<i>Very big problem in country</i>		
Crime	81	94
Cartel/Gang violence	71	93
Illegal drugs	70	90
<i>Do you support or oppose using the army to fight traffickers/gangs?</i>		
Support	85	94
Oppose	13	5
Don't know	3	1

PEW RESEARCH CENTER Q9a, Q16a,g,k,p, Q54, Q154 & Q155.

Many Believe U.S. Promises a Better Life

Broad majorities of Salvadorans (79%) and Mexicans (66%) have a favorable opinion of the U.S. Ratings for the U.S. have improved over the past few years in Mexico, from a low of 44% favorable right after the passage of Arizona’s restrictive immigration law in 2010. (For more on Mexicans’ views of the U.S., see [U.S. Image Rebounds in Mexico](#), released April 29, 2013.)

Both publics believe that people who leave their country for the U.S. lead a better life there, though Salvadorans have a more positive picture of emigrating. A 47%-plurality of Mexicans say their countrymen have a better life in the U.S., while nearly two-thirds of Salvadorans (64%) say the same. Fewer than two-in-ten in either country believe things are worse for those who move north, and roughly three-in-ten say things are neither better nor worse.

Salvadorans (67%) are much more likely than Mexicans (36%) to have acquaintances who have moved to the U.S. Among those who have friends or family in the U.S., at least seven-in-ten in both countries say these individuals have achieved their goals. A quarter or fewer report that their friends or relatives have been disappointed.

Perhaps due to this positive image, many would like to move to the U.S., especially in El Salvador. Nearly six-in-ten Salvadorans (58%) say they would migrate to the U.S. if they had the means and opportunity to do so, including

Friends, Family in U.S. Doing Well

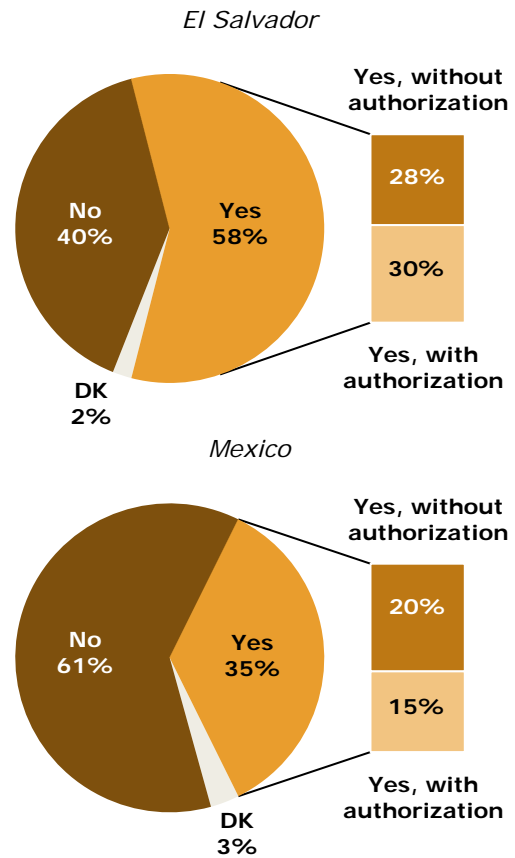
Have friends or family in the U.S.?	Mexico	El Salvador
	%	%
Yes	36	67
No	63	32
Don't know	0	0

Friends and family in the U.S. have...*

Achieved their goals	70	84
Been disappointed	25	14
Don't know	5	1

* Asked of only those who have friends or family in the U.S.
PEW RESEARCH CENTER Q167-Q168.

Would You Move to U.S.?



PEW RESEARCH CENTER Q151 & Q152.

28% who would move without authorization. Fewer say the same in Mexico – 35% would move north if possible, including 20% who would do so without authorization.

Substantial percentages know someone who has been deported or detained by U.S. authorities (47% in El Salvador and less in Mexico – 27%). Significant minorities also say they personally know someone who recently returned from the U.S. because they could not find work (35% in El Salvador and 30% in Mexico).

Crime at Home a Major Problem

Seven-in-ten or more in Mexico and El Salvador say that crime, violence and illegal drugs are very big problems in their country. At least half of Mexicans (63%) and Salvadorans (51%) are afraid to walk near their home at night. Mexicans' fear for their safety has risen over the past few years – 56% expressed concern about dangers in their neighborhood last year, while 50% said the same in 2007.

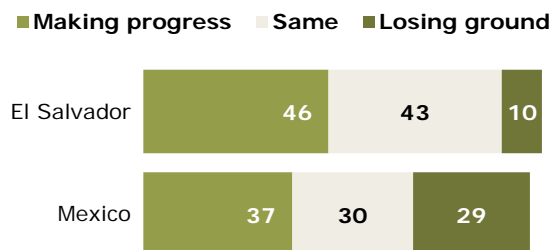
Broad majorities of Salvadorans (83%) and Mexicans (68%) prefer their government to focus on maintaining law and order rather than protecting personal freedoms (10% and 18%, respectively). Roughly one-in-ten volunteer that both should be a priority (7% in El Salvador and 11% in Mexico).

Yet less than half in either country see the government making significant progress in their fight against criminal organizations. In Mexico, 37% say the government is winning the campaign against drug traffickers, while 29% say it is losing ground. Fewer say the government is making progress this year than did so in 2012 (47%).

More Salvadorans (46%) report seeing progress in the fight against urban gangs in their country, but there is a wide partisan divide. A majority (62%) of sympathizers with the administration's party, the Farabundo Martí National Liberation Front (FMLN), say the government is doing well. Just 29% of supporters of the opposition Nationalist Republican Alliance (ARENA) agree. Nonetheless, support for using the army to fight urban gangs is

Many See Lack of Progress in Fight Against Crime

In the campaign against gangs/traffickers, is the government...



PEW RESEARCH CENTER Q156 & Q157.

nearly unanimous in El Salvador (94%). Similarly, a broad majority of Mexicans (85%) say they want the army to be involved in the campaign against drug traffickers.

1. Mexico

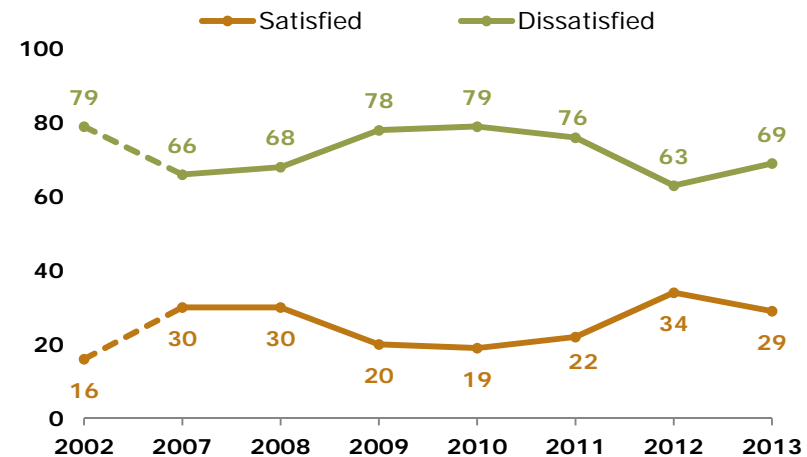
Mexicans are largely dissatisfied with their country's direction. Nearly seven-in-ten Mexicans (69%) say they are dissatisfied with the way things are going in the country, up slightly from 63% in 2012. Only 29% are satisfied.

Crime tops the list of public concerns in Mexico, with 81% saying it is a *very big* problem, up eight percentage points from last year. About seven-in-ten Mexicans cite cartel-related violence (71%), illegal drugs (70%), human rights violations by the military and police (70%) and corrupt political leaders (69%) as *very big* problems.

The state of education in Mexico, a major issue throughout President Enrique Peña Nieto's first months in office, also worries the public. More than six-in-ten Mexicans name poor quality schools (63%) as a *very big* problem. This is up 14 percentage points from last year and shows the highest level of concern since the question was first asked in summer 2002. More than half of all Mexicans also name pollution (60%), terrorism (59%), and people leaving Mexico for jobs (53%) as *very big* problems.

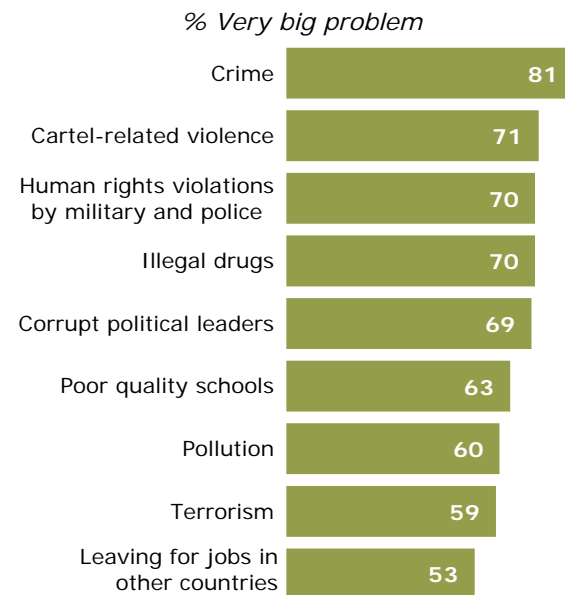
The Mexican public's concern for crime translates to real fear. A majority of Mexicans (63%) say they are afraid to walk alone at night within a kilometer of their home. This marks a seven

Mexicans Dissatisfied with Country's Direction



PEW RESEARCH CENTER Q1.

Crime and Drug-Related Violence Top Concerns



PEW RESEARCH CENTER Q16a-b, d-h, k-l.

percentage point increase compared with last year and a 13 point increase since 2007. Both women (65%) and men (60%) express similar levels of unease regarding their safety. Mexicans in urban areas (70%), however, are much more likely to express concern about their safety than those in rural areas (43%).

Many Mexicans are affected directly by corruption in the form of bribery. Nearly a third of all Mexicans (32%) say they have had to do a favor, give a gift or pay a bribe to a government official in exchange for services or official documents in the past year.

Bribery is most commonplace in the north of Mexico. About half of Mexicans in the North (51%) say they often have had to pay a bribe for government services or documents. This affects less people in the South (37%) and Central (26%) regions of Mexico. Those who live in the Mexico City area cite the lowest instances of corruption, with only 18% saying they have had to pay a bribe in the past year.

Bribery Commonplace in North of Mexico

<i>Pay bribe for services/gov't documents?</i>	North %	Central %	Mexico City	South %
			Region %	
Often	51	26	18	37
Not often	41	65	73	54
Never (Vol)	5	7	8	9
Don't know	2	2	1	0

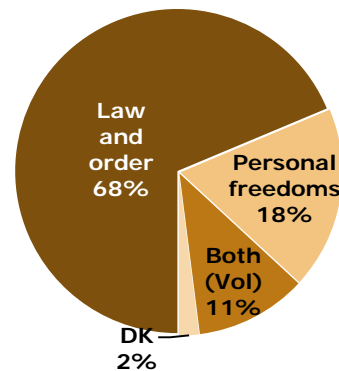
PEW RESEARCH CENTER Q91.

Law and Order a Priority

Given the Mexican public's concern with crime and violence, it comes as no surprise that roughly two-thirds (68%) say it is more important for the government to maintain law and order than to protect personal freedoms at this time. Only 18% cite the protection of personal freedoms as more important, while 11% volunteer that both are equally important.

Mexicans of all political stripes prioritize law and order in their country. Clear majorities of Institutional Revolutionary Party supporters (70%), National Action Party supporters (69%) and Party of the Democratic Revolution supporters (66%) say that maintaining law and order is more important than personal freedoms.

Law and Order More Important than Personal Freedoms



PEW RESEARCH CENTER Q18.

The Drug War

In the campaign against drug traffickers, nearly three-in-ten Mexicans (29%) say the Mexican government is losing ground in the battle, while an almost equal amount (30%) says it is the same as it has been in the past. Slightly more Mexicans (37%) think the government is actually making progress. Mexicans are less optimistic about the drug problem than they were last year, when 47% thought the government was making progress.

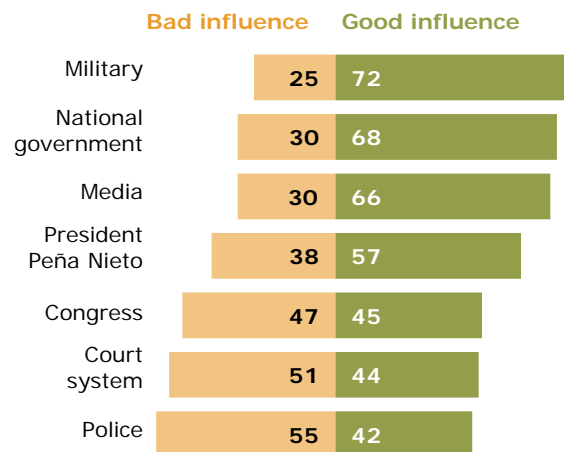
A majority of Mexicans (56%) blame both the U.S. and Mexico for the drug violence. Fewer blame the U.S. (20%) or Mexico (17%) exclusively. When asked about solutions to the drug problem, Mexicans' opinion are largely unified. A full 85% of the Mexican public favors using the army to fight drug traffickers. A broad majority also supports the U.S. training police and military personnel (74%), and over half (55%) support the U.S. giving weapons and funding. However, fewer Mexicans (34%) want U.S. troops to be deployed in Mexico.

Government and Military Lauded, Not So Courts and Police

The Mexican government and military also receive high marks from a majority of Mexicans. A full 68% of the Mexican public says the national government has a good influence on the country. There is also broad support for the military among the Mexican public, with about seven-in-ten viewing its influence as good. This support remains virtually unchanged since last year.

The media is also viewed positively: 66% of Mexicans say television, radio, newspapers and magazines have a good influence on the country, an increase of six percentage points from last year.

Support for National Figures, Institutions



PEW RESEARCH CENTER Q34a-d, f-g, i.

Other national institutions, however, receive lower marks. Less than half (45%) says that the Congress is a good influence on the country. The court system and the police also receive less positive ratings. A minority of those surveyed view the courts (44%) and the police (42%) as

good for Mexico. Opinions of the court system and police remain virtually unchanged from last year.

U.S. Image Continues to Improve

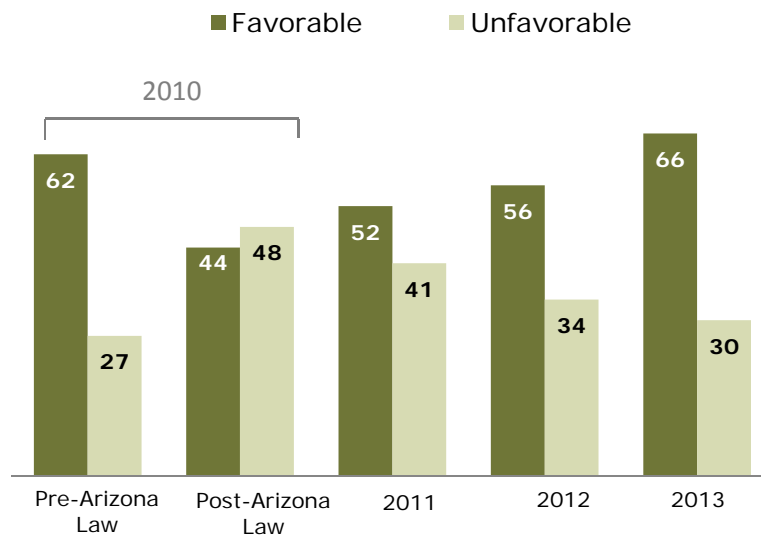
Roughly two-thirds of Mexicans (66%) view the U.S. favorably, the highest percentage since the passage of Arizona's restrictive immigration law in 2010. Three-in-ten have an unfavorable view of the U.S. Seven-in-ten also view economic ties with the U.S. as a good thing.

Personal connections between the U.S. and Mexico continue to thrive. Although few Mexicans (17%) say they have ever traveled to the U.S., many are in frequent

contact with people who live there.¹ Of those who have a friend or relative living in another country whom they contact regularly, a full 85% cite the U.S. as a country where their friends or relatives reside. Furthermore, 21% of Mexicans say they receive money from relatives living in another country. Of those who live in the North region of Mexico, this figure nearly doubles to 39%.

The Mexican public's view of the immigrant experience is generally positive. Of those who know someone living in the U.S., a full seven-in-ten say their friends or relatives have achieved their goals. Meanwhile, 27% know someone who has been deported or detained by the U.S. government for immigration reasons in the past year and three-in-ten know someone who returned to Mexico because they could not find work.

U.S. Favorability Ratings in Mexico



PEW RESEARCH CENTER Q9a.

¹ There are approximately 11.4 million Mexican immigrants in the United States. For more, see [A Demographic Portrait of Mexican-Origin Hispanics in the United States](#), released May 1, 2013.

When asked whether it is good that Mexicans emigrate to the U.S., opinions are evenly split. Equal numbers of people say that it is good (44%) for Mexico that its citizens live in the U.S. as say that it is bad (44%). In addition, almost half of all Mexicans (47%) say that moving to the U.S. leads to a better life, compared with only 18% who say it leads to a worse life and 29% who say it is neither better nor worse.

Roughly a third of Mexicans (35%) say they would go to the U.S. to live if they had the means and opportunity. Two-in-ten say they would migrate without authorization, while another 15% say they would migrate if they had authorization.²

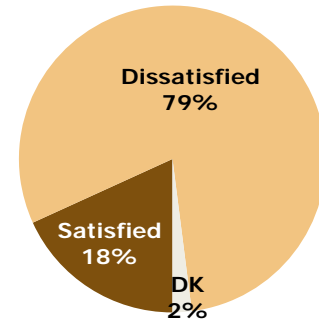
² More than half of the undocumented immigrants in the U.S. are of Mexican origin. For more on patterns of unauthorized immigration to the U.S., see [Population Decline of Unauthorized Immigrants Stalls, May Have Reversed](#), released September 23, 2013.

2. El Salvador

Salvadorans are extremely dissatisfied with current conditions in their country, and nearly everyone is concerned about gang-related violence and crime. When it comes to solving the urban gang problem that has plagued El Salvador, the public is deeply divided along partisan lines over whether the government is making any progress, but unanimously supports enlisting the army to join the fight.

Salvadorans have a very positive image of the U.S. and most believe that their fellow countrymen have a better life there. A majority of Salvadorans say they would move to the U.S. if they had the opportunity, including nearly three-in-ten who would be willing to do so without authorization. Men and younger people are more intent on leaving El Salvador for their northern neighbor.

Broad Dissatisfaction with Country



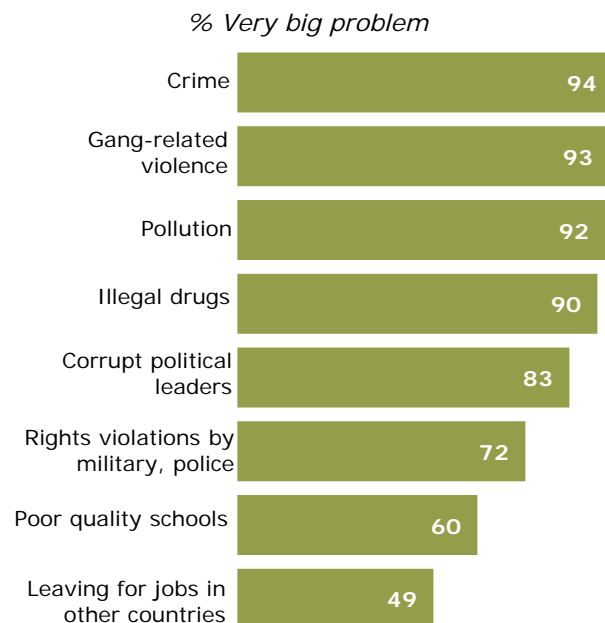
PEW RESEARCH CENTER Q1.

Widespread Concern about Crime

Few Salvadorans are satisfied with the direction of their country. Just 18% say things are going well in their nation, while nearly eight-in-ten (79%) say they are dissatisfied with current conditions.

This dissatisfaction may be driven in part by widespread concerns about gang-related violence and crime. Despite a 2012 truce between two major gangs – MS-13 and Calle 18 – Salvadorans rate crime, gang-related violence and drugs at the top of the list of *very big problems* in their country. Roughly nine-in-ten (92%) are also highly concerned about pollution.

Crime, Pollution Top Concerns



PEW RESEARCH CENTER Q16a-b,e-h,l,p.

Broad majorities say political corruption and human rights violations by the military and police are major issues as well. And six-in-ten are very concerned about the lack of high quality education in the country.

Lower down the list of concerns is the fact that many people leave the nation for jobs in other countries. About half of Salvadorans (49%) say this is a very big problem.

While corruption is rated as a top concern, relatively few Salvadorans claim to have experienced it firsthand. Only 15% say they have ever had to do a favor for or pay a bribe to a government official to receive services in the past year, including just 3% who say they have had to do so very often.

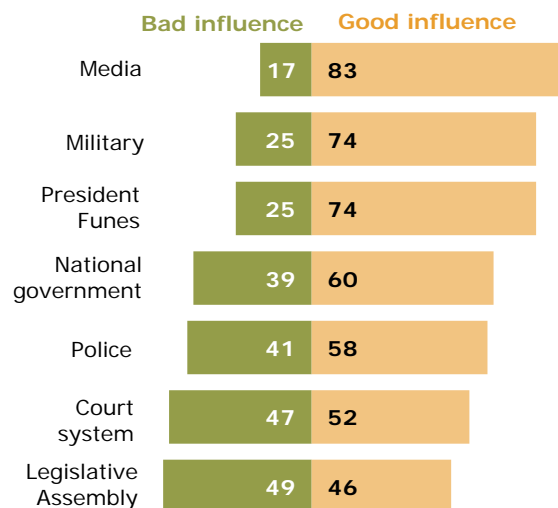
Many Salvadorans are personally worried about crime. Roughly half (51%) are afraid to walk alone at night within a kilometer of their home. Urban respondents are particularly likely to express fear for their safety (59% vs. 35% among rural respondents). Nonetheless, few claim to have a personal relationship with urban gangs – just 7% say they have a family member or friend in a gang and less than 1% say they are in a gang themselves.

Rating National Figures and Institutions

Despite widespread concerns about crime and political corruption, President Mauricio Funes and the national government receive positive reviews from the Salvadoran public. At least 60% say each has a good influence on the way things are going in the country. The media and military also receive very high ratings, and 58% say the police have a positive impact.

Salvadorans are less enthusiastic about their court system, which was embroiled in a constitutional conflict with Funes' administration in 2012. Roughly half (52%) say the courts have a good influence on the way things are going in their country but 47% say their influence is bad. The Legislative

Most Institutions Doing Well



PEW RESEARCH CENTER Q34a,bES,c,d,f,g,m.

Assembly fares even worse. Less than half (46%) give the Assembly positive reviews, and 49% say their assembly members are doing poorly.

People who identify with President Funes' party – the Farabundo Martí National Liberation Front (FMLN) – give Funes and the national government much higher ratings than those who support the opposition party, the Nationalist Republican Alliance (ARENA). Among FMLN supporters, 91% say Funes has a good influence on the country and 79% say the same about the national government. Even among ARENA identifiers, however, a majority (58%) think Funes is having a good influence. About four-in-ten ARENA supporters (41%) say this about the national government. Supporters of both parties are split over the performance of the Legislative Assembly, control of which is nearly equally divided between the two parties.

Partisan Differences in Rating Institutions

% Very good influence ...	ARENA supporters	FMLN supporters	Diff
	%	%	
President Funes	58	91	+33
National gov't	41	79	+38
Leg. Assembly	41	49	+8

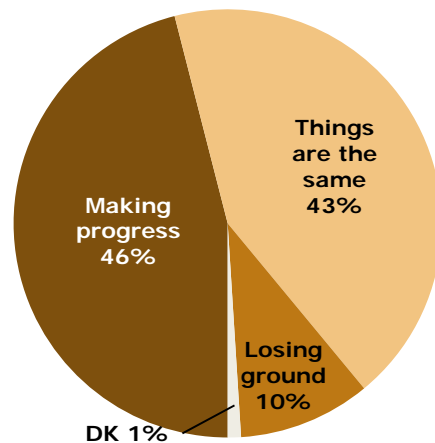
PEW RESEARCH CENTER Q34a,bES,m.

Solving the Gang Problem

Addressing the issue of gang-related crime is clearly a priority for Salvadorans. More than eight-in-ten (83%) say it is more important for the government to maintain law and order in El Salvador than to protect personal freedoms (10%). Less than one-in-ten (7%) volunteer both are a priority.

Salvadorans are split, however, on whether the government is gaining the upper hand in the fight against urban gangs. More than four-in-ten (46%) say the government is making progress in its campaign, while a nearly equal percentage (43%) says things are the same as they have been in the past. Still, just 10% believe the government is actually losing ground in the conflict.

In Campaign Against Urban Gangs, Government is...



PEW RESEARCH CENTER Q157.

There is a large partisan divide over the government's performance in the fight against gangs. FMLN partisans (62%) see more progress than ARENA supporters (29%). Roughly two-in-ten ARENA supporters (18%) think the government is losing ground, while 52% say things are the same as they have been.

Nonetheless, there is nearly unanimous support for using the Salvadoran army to fight the gangs (94%). Only 5% oppose such an approach.

Life in the U.S.

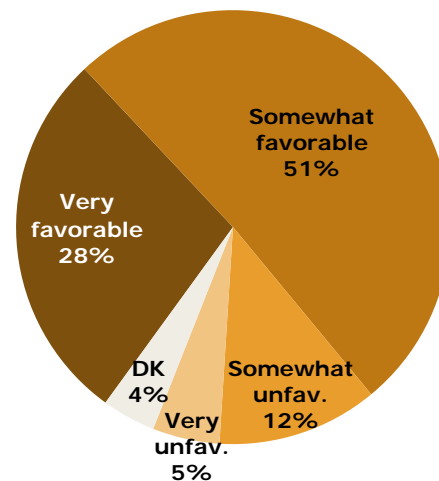
A broad majority of Salvadorans (79%) hold a positive view of the U.S. Just 17% have an unfavorable one. This positive opinion is widespread across all demographic groups.

While few Salvadorans have ever traveled to the U.S. (11%), most say they have friends or relatives who live there (68%).³ Roughly a third of Salvadorans (31%) report receiving money from relatives living abroad.

Salvadorans' personal experience with migration to the U.S. and its impact on their relatives and friends is mixed. On the one hand, substantial percentages know someone who has been deported or detained by the U.S. government (47%) or who has returned to El Salvador because they could not find work in the U.S. (35%).

On the other hand, most Salvadorans believe that those who move to the U.S. have a better life (64%). Just 6% say their countrymen have a harder time in the U.S., while 28% say it is neither better nor worse. A broad majority (84%) of those who know someone living in the U.S. also say their friends and family have achieved their goals.

Most Favorable toward U.S.



PEW RESEARCH CENTER Q9a.

Better Life in the U.S.

<i>People who move to U.S. have a...</i>	2013 %
Better life	64
Worse life	6
Neither better nor worse	28
Other/Don't know	1

<i>Friends/Relatives in U.S. have... *</i>	
Achieved goals	84
Been disappointed	14
Don't know	1

* Asked of only those who have friends or relatives who live in the U.S.

PEW RESEARCH CENTER Q54 & Q168.

³ There are approximately 1.2 million Salvadoran immigrants in the U.S. For more, see [Hispanics of Salvadoran Origin in the United States, 2011](#), released June 19, 2013.

Most (84%) say it is good for El Salvador that so many of their fellow Salvadorans live in the U.S. Just 16% think this is bad for their country.

In addition, a majority of Salvadorans (58%) say they would move to the U.S. if they had the means and opportunity to do so, including 28% who would be willing to move without authorization. Four-in-ten do not want to leave El Salvador. Men and younger people are more likely to want to move to the U.S., and to say they would do so without authorization.

Survey Methods

About the 2013 Spring Pew Global Attitudes Survey

Results for the survey are based on face-to-face interviews conducted under the direction of Princeton Survey Research Associates International. Survey results are based on national samples. For further details on sample designs, see below.

The descriptions below show the margin of sampling error based on all interviews conducted in that country. For results based on the full sample in a given country, one can say with 95% confidence that the error attributable to sampling and other random effects is plus or minus the margin of error. In addition to sampling error, one should bear in mind that question wording and practical difficulties in conducting surveys can introduce error or bias into the findings of opinion polls.

Country: **El Salvador**
 Sample design: Multi-stage cluster sample stratified by department and urbanity
 Mode: Face-to-face adults 18 plus
 Languages: Spanish
 Fieldwork dates: April 18 – May 1, 2013
 Sample size: 792
 Margin of Error: ± 5.3 percentage points
 Representative: Adult population

Country: **Mexico**
 Sample design: Multi-stage cluster sample stratified by region and urbanity
 Mode: Face-to-face adults 18 plus
 Languages: Spanish
 Fieldwork dates: March 4 – March 17, 2013
 Sample size: 1,000
 Margin of Error: ± 4.1 percentage points
 Representative: Adult population

**Pew Research Center's Global Attitudes Project
2013 Spring Survey Topline Results
October 24, 2013 Release**

Methodological notes:

- Survey results are based on national samples. For further details on sample designs, see Survey Methods section.
- Due to rounding, percentages may not total 100%. The topline "total" columns show 100%, because they are based on unrounded numbers.
- Since 2007, the Global Attitudes Project has used an automated process to generate topline. As a result, numbers may differ slightly from those published prior to 2007.
- Not all questions included in the Spring 2013 survey are presented in this topline. Omitted questions have either been previously released or will be released in future reports.

		Q1 Overall, are you satisfied or dissatisfied with the way things are going in our country today?			
		Satisfied	Dissatisfied	DK/Refused	Total
El Salvador	Spring, 2013	18	79	2	100
Mexico	Spring, 2013	29	69	2	100
	Spring, 2012	34	63	3	100
	Spring, 2011	22	76	2	100
	Spring, 2010	19	79	2	100
	Spring, 2009	20	78	3	100
	Spring, 2008	30	68	2	100
	Spring, 2007	30	66	3	100
	Summer, 2002	16	79	6	100

		Q9a Please tell me if you have a very favorable, somewhat favorable, somewhat unfavorable or very unfavorable opinion of: a. The United States					
		Very favorable	Somewhat favorable	Somewhat unfavorable	Very unfavorable	DK/Refused	Total
El Salvador	Spring, 2013	28	51	12	5	4	100
Mexico	Spring, 2013	19	47	19	11	4	100
	Spring, 2012	12	44	21	13	9	100
	Spring, 2011	6	46	32	9	7	100
	Spring, 2010	13	43	21	14	9	100
	Spring, 2009	15	54	18	9	5	100
	Spring, 2008	13	34	25	19	9	100
	Spring, 2007	10	46	26	15	3	100
	Summer, 2002	15	49	15	10	10	100

		Q16a Now I am going to read you a list of things that may be problems in our country. Tell me if you think it is a very big problem, a moderately big problem, a small problem or not a problem at all: a. crime					
		Very big problem	Moderately big problem	Small problem	Not a problem at all	DK/Refused	Total
El Salvador	Spring, 2013	94	5	0	0	0	100
Mexico	Spring, 2013	81	16	3	1	0	100
	Spring, 2012	73	24	2	0	1	100
	Spring, 2011	80	16	3	0	0	100
	Spring, 2009	81	17	2	0	0	100
	Spring, 2007	64	32	3	0	1	100
	Summer, 2002	81	17	1	0	0	100

		Q16b Now I am going to read you a list of things that may be problems in our country. Tell me if you think it is a very big problem, a moderately big problem, a small problem or not a problem at all: b. corrupt political leaders					
		Very big problem	Moderately big problem	Small problem	Not a problem at all	DK/Refused	Total
El Salvador	Spring, 2013	83	14	2	0	1	100
Mexico	Spring, 2013	69	23	6	1	1	100
	Spring, 2012	69	22	6	1	2	100
	Spring, 2011	65	29	4	1	1	100
	Spring, 2009	68	26	5	1	1	100
	Spring, 2007	63	28	6	2	1	100
	Summer, 2002	72	23	3	0	1	100

		Q16d Now I am going to read you a list of things that may be problems in our country. Tell me if you think it is a very big problem, a moderately big problem, a small problem or not a problem at all: d. terrorism					
		Very big problem	Moderately big problem	Small problem	Not a problem at all	DK/Refused	Total
Mexico	Spring, 2013	59	24	11	3	3	100
	Spring, 2012	62	24	9	3	2	100
	Spring, 2011	62	20	12	4	2	100
	Spring, 2009	52	21	14	10	3	100
	Spring, 2007	50	26	15	7	2	100
	Summer, 2002	69	18	7	5	2	100

		Q16e Now I am going to read you a list of things that may be problems in our country. Tell me if you think it is a very big problem, a moderately big problem, a small problem or not a problem at all: e. poor quality schools					
		Very big problem	Moderately big problem	Small problem	Not a problem at all	DK/Refused	Total
El Salvador	Spring, 2013	60	16	15	8	0	100
Mexico	Spring, 2013	63	25	9	3	1	100
	Spring, 2012	49	33	11	5	2	100
	Spring, 2007	38	41	15	4	1	100
	Summer, 2002	49	39	8	3	2	100

		Q16f I am going to read you a list of things that may be problems in our country. Tell me if you think it is a very big problem, moderately big problem, small problem or not a problem at all: f. people leaving our country for jobs in other countries					
		Very big problem	Moderately big problem	Small problem	Not a problem at all	DK/Refused	Total
El Salvador	Spring, 2013	49	15	7	29	0	100
Mexico	Spring, 2013	53	24	14	7	2	100
	Spring, 2012	50	29	11	9	2	100
	Spring, 2011	50	29	14	7	0	100
	Spring, 2009	50	31	12	6	1	100
	Spring, 2007	50	36	9	3	2	100
	Summer, 2002	52	30	9	7	1	100

		Q16g Now I am going to read you a list of things that may be problems in our country. Tell me if you think it is a very big problem, a moderately big problem, a small problem or not a problem at all: g. illegal drugs					
		Very big problem	Moderately big problem	Small problem	Not a problem at all	DK/Refused	Total
El Salvador	Spring, 2013	90	9	1	1	0	100
Mexico	Spring, 2013	70	21	7	2	1	100
	Spring, 2012	68	25	4	2	1	100
	Spring, 2011	71	24	3	1	0	100
	Spring, 2009	73	22	3	1	1	100
	Spring, 2007	65	28	5	1	1	100

		Q16h Now I am going to read you a list of things that may be problems in our country. Tell me if you think it is a very big problem, a moderately big problem, a small problem or not a problem at all: h. pollution					
		Very big problem	Moderately big problem	Small problem	Not a problem at all	DK/Refused	Total
El Salvador	Spring, 2013	92	7	1	0	0	100
Mexico	Spring, 2013	60	26	9	3	2	100
	Spring, 2012	58	31	7	2	2	100
	Spring, 2011	56	27	14	3	1	100
	Spring, 2009	63	26	9	1	1	100
	Spring, 2007	56	35	6	2	1	100

		Q16k I am going to read you a list of things that may be problems in our country. Tell me if you think it is a very big problem, moderately big problem, small problem or not a problem at all: k. drug cartel-related violence in places like Ciudad Juarez					
		Very big problem	Moderately big problem	Small problem	Not a problem at all	DK/Refused	Total
Mexico	Spring, 2013	71	19	7	1	2	100
	Spring, 2012	75	21	2	0	1	100
	Spring, 2011	77	18	4	1	1	100

		Q16l I am going to read you a list of things that may be problems in our country. Tell me if you think it is a very big problem, moderately big problem, small problem or not a problem at all: l. human rights violations by the military and the police					
		Very big problem	Moderately big problem	Small problem	Not a problem at all	DK/Refused	Total
El Salvador	Spring, 2013	72	16	5	5	1	100
Mexico	Spring, 2013	70	19	8	2	2	100
	Spring, 2012	74	22	3	1	1	100

		Q16p Now I am going to read you a list of things that may be problems in our country. Tell me if you think it is a very big problem, a moderately big problem, a small problem or not a problem at all: p. Gang-related violence					
		Very big problem	Moderately big problem	Small problem	Not a problem at all	DK/Refused	Total
El Salvador	Spring, 2013	93	6	1	0	0	100

		Q18 In your opinion, at this time is it more important that the government try to maintain law and order or try to protect people's personal freedoms?				
		Law and order	Personal freedoms	Both (Volunteered)	DK/Refused	Total
El Salvador	Spring, 2013	83	10	7	1	100
Mexico	Spring, 2013	68	18	11	2	100
	Spring, 2011	58	26	15	2	100
	Spring, 2009	56	18	24	2	100

		Q19 Is there any area within a kilometer of your home where you would be afraid to walk alone at night?			
		Yes	No	DK/Refused	Total
El Salvador	Spring, 2013	51	48	1	100
Mexico	Spring, 2013	63	36	1	100
	Spring, 2012	56	43	1	100
	Spring, 2007	50	48	2	100

		Q34a As I read a list of groups and organizations, for each, please tell me what kind of influence the group is having on the way things are going in (survey country): a. our national government					
		Very good	Somewhat good	Somewhat bad	Very bad	DK/Refused	Total
El Salvador	Spring, 2013	18	42	27	12	1	100
Mexico	Spring, 2013	17	51	20	10	3	100
	Spring, 2012	15	50	23	9	3	100
	Spring, 2011	10	44	29	12	6	100
	Spring, 2009	18	54	19	7	3	100
	Spring, 2007	8	62	25	3	3	100
	Summer, 2002	11	53	23	7	6	100

		Q34bMEX As I read a list of groups and organizations, for each, please tell me what kind of influence the group is having on the way things are going in Mexico: bMEX. President Enrique Peña Nieto					
		Very good	Somewhat good	Somewhat bad	Very bad	DK/Refused	Total
Mexico	Spring, 2013	15	42	25	13	5	100
	Spring, 2012	19	38	25	14	3	100
	Spring, 2011	13	44	23	16	4	100
	Spring, 2009	25	50	16	6	3	100
	Spring, 2007	17	53	21	5	4	100
	Summer, 2002	15	51	18	11	6	100

In 2012, 2011, and 2009 asked about President Calderon. In 2002, question asked about President Vicente Fox.

		Q34bES As I read a list of groups and organizations, for each, please tell me what kind of influence the group is having on the way things are going in El Salvador: bES. President Mauricio Funes					
		Very good	Somewhat good	Somewhat bad	Very bad	DK/Refused	Total
El Salvador	Spring, 2013	28	46	16	9	1	100

		Q34c As I read a list of groups and organizations, for each, please tell me what kind of influence the group is having on the way things are going in (survey country): c. the military					
		Very good	Somewhat good	Somewhat bad	Very bad	DK/Refused	Total
El Salvador	Spring, 2013	30	44	19	6	2	100
Mexico	Spring, 2013	26	46	19	6	3	100
	Spring, 2012	29	44	17	6	4	100
	Spring, 2011	19	43	23	11	5	100
	Spring, 2009	31	46	14	4	4	100
	Spring, 2007	26	50	17	4	3	100
	Summer, 2002	22	54	13	4	7	100

		Q34d As I read a list of groups and organizations, for each, please tell me what kind of influence the group is having on the way things are going in (survey country): d. the media - such as television, radio, newspapers and magazines					
		Very good	Somewhat good	Somewhat bad	Very bad	DK/Refused	Total
El Salvador	Spring, 2013	41	42	13	4	0	100
Mexico	Spring, 2013	15	51	22	8	4	100
	Spring, 2012	18	42	25	11	4	100
	Spring, 2011	14	46	25	10	4	100
	Spring, 2009	21	47	22	6	5	100
	Spring, 2007	23	52	19	5	2	100
	Summer, 2002	29	55	10	3	4	100

		Q34f As I read a list of groups and organizations, for each, please tell me what kind of influence the group is having on the way things are going in (survey country): f. court system					
		Very good	Somewhat good	Somewhat bad	Very bad	DK/Refused	Total
El Salvador	Spring, 2013	17	35	31	16	3	100
Mexico	Spring, 2013	12	32	32	19	5	100
	Spring, 2012	12	32	34	17	5	100
	Spring, 2011	6	26	36	26	6	100
	Spring, 2009	8	29	36	19	9	100

		Q34g As I read a list of groups and organizations, for each, please tell me what kind of influence the group is having on the way things are going in (survey country): g. the police					
		Very good	Somewhat good	Somewhat bad	Very bad	DK/Refused	Total
El Salvador	Spring, 2013	17	41	27	14	1	100
Mexico	Spring, 2013	9	33	31	24	4	100
	Spring, 2012	13	25	36	22	4	100
	Spring, 2011	5	25	34	31	5	100
	Spring, 2009	7	28	32	26	6	100

		Q34l As I read a list of groups and organizations, for each, please tell me what kind of influence the group is having on the way things are going in Mexico: l. The Congress					
		Very good	Somewhat good	Somewhat bad	Very bad	DK/Refused	Total
Mexico	Spring, 2013	11	34	27	20	9	100

		Q34m As I read a list of groups and organizations, for each, please tell me what kind of influence the group is having on the way things are going in El Salvador: m. The Legislative Assembly					
		Very good	Somewhat good	Somewhat bad	Very bad	DK/Refused	Total
El Salvador	Spring, 2013	11	35	33	16	5	100

		Q54 From what you know, do people from our country who move to the U.S. have a better life there, a worse life there, or is life neither better nor worse there?					
		Better	Worse	Neither better nor worse	Don't know anyone who moved to the U.S. (Volunteered)	DK/Refused	Total
El Salvador	Spring, 2013	64	6	28	1	0	100
Mexico	Spring, 2013	47	18	29	2	4	100
	Spring, 2012	53	14	28	1	3	100
	Spring, 2011	44	22	29	1	3	100
	Spring, 2009	57	14	22	3	4	100
	Spring, 2007	51	21	23	2	3	100

		Q91 In the past year, how often, if ever, have you had to do a favor, give a gift or pay a bribe to a government official in order to get services or a document that the government is supposed to provide?						
		Very often	Somewhat often	Not too often	Not at all	Never (Volunteered)	DK/Refused	Total
El Salvador	Spring, 2013	3	6	6	72	14	0	100
Mexico	Spring, 2013	10	22	15	44	7	1	100
	Spring, 2009	7	23	21	34	14	2	100
	Spring, 2007	13	21	19	31	14	2	100
	Summer, 2002	8	15	16	38	21	1	100

		Q151 If at this moment, you had the means and opportunity to go to live in the United States, would you go?			
		Yes	No	DK/Refused	Total
El Salvador	Spring, 2013	58	40	2	100
Mexico	Spring, 2013	35	61	3	100
	Spring, 2012	38	61	1	100
	Spring, 2011	38	61	2	100
	Spring, 2009	33	62	5	100

		Q152 ASK IF RESPONDENT WANTS TO GO LIVE IN THE UNITED STATES: And would you be inclined to go work and live in the U.S. without authorization?				
		Yes	No	DK/Refused	Total	N=
El Salvador	Spring, 2013	48	52	0	100	471
Mexico	Spring, 2013	58	41	1	100	354
	Spring, 2012	50	46	4	100	448
	Spring, 2011	53	47	1	100	283
	Spring, 2009	55	41	4	100	341

		Q153 Overall, would you say it is good for (survey country) or bad for (survey country) that many of its citizens live in the U.S.?			
		Good for (survey country)	Bad for (survey country)	DK/Refused	Total
El Salvador	Spring, 2013	84	16	1	100
Mexico	Spring, 2013	44	44	12	100
	Spring, 2009	42	48	10	100

		Q154 Do you support or oppose using the Mexican army to fight drug traffickers?			
		Support	Oppose	DK/Refused	Total
Mexico	Spring, 2013	85	13	3	100
	Spring, 2012	80	17	3	100
	Spring, 2011	83	14	3	100
	Spring, 2010	80	17	3	100
	Spring, 2009	83	12	5	100

		Q155 Do you support or oppose using the Salvadoran army to fight urban gangs?			
		Support	Oppose	DK/Refused	Total
El Salvador	Spring, 2013	94	5	1	100

		Q156 Do you think that the Mexican government is making progress in its campaign against the drug traffickers, losing ground, or are things about the same as they have been in the past?				
		Making progress	Losing ground	Same as they have been in the past	DK/Refused	Total
Mexico	Spring, 2013	37	29	30	3	100
	Spring, 2012	47	30	19	3	100
	Spring, 2011	45	29	25	1	100

		Q157 Do you think that the Salvadoran government is making progress in its campaign against urban gangs, losing ground, or are things about the same as they have been in the past?				
		Making progress	Losing ground	Same as they have been in the past	DK/Refused	Total
El Salvador	Spring, 2013	46	10	43	1	100

		Q158a I'm going to read you a list of things the United States might do to help the Mexican government combat drug traffickers in our country. Tell me whether you would support or oppose it: a. Training Mexican police and military personnel			
		Support	Oppose	DK/Refused	Total
Mexico	Spring, 2013	74	21	4	100
	Spring, 2012	75	22	3	100
	Spring, 2011	74	26	1	100
	Spring, 2010	78	19	3	100
	Spring, 2009	78	17	5	100

		Q158b I'm going to read you a list of things the United States might do to help the Mexican government combat drug traffickers in our country. Tell me whether you would support or oppose it: b. Providing money and weapons to the Mexican police and military			
		Support	Oppose	DK/Refused	Total
Mexico	Spring, 2013	55	37	8	100
	Spring, 2012	61	34	4	100
	Spring, 2011	64	33	3	100
	Spring, 2010	57	37	6	100
	Spring, 2009	63	28	8	100

		Q158c I'm going to read you a list of things the United States might do to help the Mexican government combat drug traffickers in our country. Tell me whether you would support or oppose it: c. Deploying U.S. troops in Mexico			
		Support	Oppose	DK/Refused	Total
Mexico	Spring, 2013	34	59	8	100
	Spring, 2012	33	59	8	100
	Spring, 2011	38	57	4	100
	Spring, 2010	26	67	7	100
	Spring, 2009	30	59	11	100

		Q159 Which comes closest to describing your view? The United States is mostly to blame for the drug violence in Mexico, OR Mexico is mostly to blame for the drug violence, OR both are to blame.					
		U.S.	Mexico	Both	Neither (Volunteered)	DK/Refused	Total
Mexico	Spring, 2013	20	17	56	4	4	100
	Spring, 2012	22	14	61	2	1	100
	Spring, 2011	18	16	61	2	3	100
	Spring, 2010	27	14	51	4	5	100
	Spring, 2009	25	15	51	4	5	100

		Q160 All in all, do you think the economic ties between Mexico and the United States are very good, somewhat good, somewhat bad or very bad for our country?					Total
		Very good	Somewhat good	Somewhat bad	Very bad	DK/Refused	
Mexico	Spring, 2013	13	57	18	5	7	100
	Spring, 2009	16	60	16	4	5	100

		Q166 Have you ever traveled to the U.S.?			
		Yes	No	DK/Refused	Total
El Salvador	Spring, 2013	11	89	0	100
Mexico	Spring, 2013	17	83	0	100
	Spring, 2012	18	82	0	100
	Spring, 2009	22	77	0	100
	Spring, 2007	25	75	1	100
	Summer, 2002	27	73	0	100

		Q167 Do you have friends or relatives who live in another country that you write to, telephone or visit regularly?			
		Yes	No	DK/Refused	Total
El Salvador	Spring, 2013	75	25	0	100
Mexico	Spring, 2013	43	57	0	100
	Spring, 2012	47	53	0	100
	Spring, 2009	47	52	1	100
	Spring, 2007	51	49	0	100
	Summer, 2002	53	47	0	100

		Q167b ASK IF HAS FRIENDS, RELATIVES LIVING IN ANOTHER COUNTRY THEY CONTACT REGULARLY: Do any of the friends or relatives you write to, telephone or visit regularly live in the U.S.?				
		Yes	No	DK/Refused	Total	N=
El Salvador	Spring, 2013	90	10	0	100	610
Mexico	Spring, 2013	85	15	0	100	435
	Spring, 2012	92	8	1	100	570
	Spring, 2009	83	16	1	100	472
	Spring, 2007	82	17	0	100	423
	Summer, 2002	93	7	1	100	531

		Q168 ASK IF HAS FRIENDS, RELATIVES LIVING IN THE U.S. THEY CONTACT REGULARLY: In general, would you say your friends or relatives who live in the U.S. have achieved their goals, or have they been disappointed?				
		Achieved their goals	Been disappointed	DK/Refused	Total	N=
El Salvador	Spring, 2013	84	14	1	100	560
Mexico	Spring, 2013	70	25	5	100	370
	Spring, 2009	70	23	8	100	386

		Q169 Do you receive money from relatives living in another country regularly, once in a while, or don't you receive money from relatives living in another country?				
		Receive money regularly	Receive money once in a while	Do not receive money	DK/Refused	Total
El Salvador	Spring, 2013	9	22	67	2	100
Mexico	Spring, 2013	7	14	78	1	100
	Spring, 2009	4	14	80	3	100
	Spring, 2007	6	17	73	4	100

		Q170 Do you personally know someone who has been deported or detained by the U.S. government for immigration reasons in the last 12 months?			
		Yes	No	DK/Refused	Total
El Salvador	Spring, 2013	47	53	0	100
Mexico	Spring, 2013	27	72	1	100
	Spring, 2012	32	68	0	100

		Q171 Do you know someone who went to the U.S. but returned to your area because they could not find work in the U.S.?			
		Yes – I know someone	No – I do not know anyone	DK/Refused	Total
El Salvador	Spring, 2013	35	65	0	100
Mexico	Spring, 2013	30	69	1	100
	Spring, 2012	30	69	1	100
	Spring, 2009	40	58	2	100

		Q172 Do you have any family members or friends who are or have been in a gang?			
		Yes	No	DK/Refused	Total
El Salvador	Spring, 2013	7	92	1	100

		Q173 How about you? Are you currently or have you been in a gang?			
		Yes	No	DK/Refused	Total
El Salvador	Spring, 2013	0	99	0	100