

FOR RELEASE MAY 8, 2014

Despite Concerns about Governance, Ukrainians Want to Remain One Country

Many Leery of Russian Influence, as Putin Gets Boost at Home

**FOR FURTHER INFORMATION
ON THIS REPORT:**

James Bell, Director of International Survey Research

Katie Simmons, Senior Researcher

Russ Oates, Communications Manager

202.419.4372

www.pewresearch.org

About the Report

This Pew Research Center report examines public opinion in Ukraine and Russia. It is based on face-to-face surveys in Ukraine and Russia, conducted after Crimea's annexation by Russia, but prior to recent violence in Odessa and other cities. In Ukraine, interviews were conducted April 5 to April 23, 2014, among a national sample of 1,659 adults, 18 years of age or older. In Russia, interviews were conducted April 4 to April 20, 2014, among a national sample of 1,000 persons, 18 years of age or older.

Chapter 1 explores public opinion in Ukraine on a variety of domestic issues, including whether Ukraine should remain united as a single nation, ethnic tensions, the recent Crimea referendum, the upcoming May 25th elections, and the current government in Kyiv (Kiev). Chapter 2 examines Ukrainian views toward Russia, the European Union, and the United States. Chapter 3 looks at Russian public opinion, including views about President Vladimir Putin, the Russian military, the recent Crimea referendum, Russia's international image, and nostalgia for the Soviet era, as well as attitudes toward the United States and the EU.

The report is a collaborative effort based on the input and analysis of the following individuals from the Pew Research Center:

James Bell, *Director of International Survey Research*

Katie Simmons, *Senior Researcher*

Richard Wike, *Director of Global Attitudes Research*

Jill Carle, *Research Associate*

Claudia Deane, *Director, Research Practice*

Bruce Drake, *Senior Editor*

Jacob Poushter, *Research Associate*

Neha Sahgal, *Senior Researcher*

Danielle Cuddington, *Research Assistant*

Kat Devlin, *Research Assistant*

Aaron Ponce, *Research Associate*

Steve Schwarzer, *Visiting Research Methodologist*

Bruce Stokes, *Director, Global Economic Program*

About Pew Research Center

Pew Research Center is a nonpartisan fact tank that informs the public about the issues, attitudes and trends shaping America and the world. It does not take policy positions. It conducts public opinion polling, demographic research, media content analysis and other empirical social science research. The center studies U.S. politics and policy views; media and journalism; internet and technology; religion and public life; Hispanic trends; global attitudes and U.S. social and demographic trends. All of the center's reports are available at www.pewresearch.org. Pew Research Center is a subsidiary of The Pew Charitable Trusts.

Alan Murray, *President*

Michael Dimock, *Vice President, Research*

Elizabeth Mueller Gross, *Vice President*

Paul Taylor, *Executive Vice President, Special Projects*

Andrew Kohut, *Founding Director*

Managing Directors

Jim Bell, *Director of International Survey Research*

Alan Cooperman, *Director, Pew Research Center's Religion & Public Life Project*

Claudia Deane, *Director, Research Practices*

Carroll Doherty, *Director, Pew Research Center for the People & the Press*

Scott Keeter, *Director of Survey Research*

Vidya Krishnamurthy, *Communications Director*

Mark Hugo Lopez, *Director of Hispanic Research*

Amy Mitchell, *Director of Journalism Research*

Kim Parker, *Director of Social Trends*

Lee Rainie, *Director, Pew Research Center's Internet & American Life Project*

Richard Wike, *Director of Global Attitudes*

Table of Contents

About the Report	1
About Pew Research Center	2
Overview: Despite Concerns about Governance, Ukrainians Want to Remain One Country	4
1. Ukraine: Desire for Unity Amid Worries about Political Leadership, Ethnic Conflict	8
Not a house further divided – yet	8
Rising Concerns about Ethnic Tensions	9
Eastern Ukrainians Lack Faith in Kyiv	11
Crimeans Happy with Simferopol, Critical of Kyiv	13
2. Ukraine: Russian Influence Unwelcome	14
In Choice Between Russia and EU, Ukrainians Lean West	14
Wariness toward Foreign Influence	15
Crisis in International Leadership	17
3. Russia: Public Backs Putin, Crimea’s Secession	18
High Ratings for Putin	19
Russians Say Crimea Should Be Allowed to Join Russia	19
Few See Crisis Hurting Russia’s Image	19
Ratings Up for Russian Military	20
Nostalgia for the Soviet Era	21
Increasingly Negative Views of U.S., EU	22
Methods in Detail	24
Topline Results	25

Despite Concerns about Governance, Ukrainians Want to Remain One Country

Many Leery of Russian Influence, as Putin Gets Boost at Home

A clear majority of Ukrainians agree that their country should remain a single, unified state, according to a pair of new surveys conducted by the Pew Research Center in Ukraine and Russia – after Crimea’s annexation by Russia, but prior to recent violence in Odessa and other cities.

The survey in Ukraine also finds a clearly negative reaction to the role Russia is playing in the country. By contrast, the poll in Russia reveals a public that firmly backs Vladimir Putin and Crimea’s secession from Ukraine.

Among Ukrainians, 77% say Ukraine should remain united, compared with 14% who think regions should be permitted to secede if they so desire. In Ukraine’s west, which includes the central region around Kyiv (Kiev), as well as portions of the country that border Poland, Slovakia and Hungary, more than nine-in-ten (93%) think their nation should remain unified. A smaller majority (70%) in the country’s east – which includes areas along the Black Sea and the border with Russia – also prefer unity. Only in the breakaway territory of Crimea do more than half (54%) voice support for the right to secede.

The survey in Ukraine finds that ethnic Ukrainians and ethnic Russians largely have favorable views of one another. Nonetheless, there are stark regional divides, especially when

it comes to the issues of official languages and governance. In western Ukraine, nearly two-thirds (66%) think only the Ukrainian language should have legal standing. By contrast, roughly seven-

Most Ukrainians Want to Maintain Current Borders...

% should Ukraine...

	Remain united	Allow regions to secede	Don't know
	%	%	%
Ukraine	77	14	9
West	93	4	2
East	70	18	13
<i>Russian speakers</i>	58	27	15
Crimea	12	54	34

Source: Spring 2014 Global Attitudes survey. UKR10.

PEW RESEARCH CENTER

... But Regional Divisions Over Language

% Should Ukraine’s official language be only Ukrainian, both Ukrainian and Russian or only Russian?

	Ukrainian	Both	Russian	Don't know
	%	%	%	%
Ukraine	41	54	2	3
West	66	30	0	3
East	25	73	1	2
<i>Russian speakers</i>	10	86	1	2
Crimea	0	74	21	5

Note: In Crimea, asked about the “official language in Crimea”.

Source: Spring 2014 Global Attitudes survey. UKR7a,b.

PEW RESEARCH CENTER

in-ten in eastern Ukraine (73%) say both Russian and Ukrainian should be official state languages. This view is especially widespread among the region's Russian-only speakers¹: 86% in this group think the Russian and Ukrainian languages should share official status. Meanwhile, in Crimea nearly three-quarters (74%) say both languages should have legal status on the Crimean peninsula.

Lack of confidence in the central government is pronounced. Not including Crimea, fewer than half of Ukrainians (41%) say the current government in Kyiv is having a good influence on the way things are going in the country. Similar to views on official state languages, sharp regional divides are evident: six-in-ten in the country's west rate Kyiv's influence favorably, compared with only about a quarter in eastern Ukraine (24%) who share this assessment.

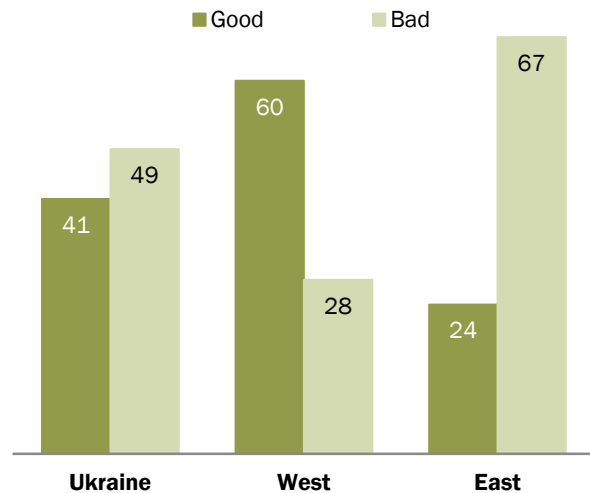
Ukrainians are also divided in their hopes for the upcoming presidential elections. About six-in-ten in the country's west (59%) expect the May 25th vote to be free and fair, compared with fewer than three-in-ten who share this view in eastern Ukraine (27%) and Crimea (20%).

Whoever leads Ukraine next will face a steep challenge when it comes to repairing the public's faith in the central government. Although half in western Ukraine say they trust Kyiv to guarantee personal freedoms, far fewer in eastern Ukraine (21%) and Crimea (7%) agree. Moreover, majorities in both the country's east (71%) and west (55%) point to the nation's lack of political leadership as a *very* big problem.

These are the principal findings from the latest survey in Ukraine by the Pew Research Center. Based on face-to-face interviews between April 5-23, with 1,659 randomly selected adults from across the country, the poll finds that along with questions about the country's leadership,

Eastern Ukraine Unhappy with Kyiv

% What kind of influence is the current government in Kyiv having on the way things are going in Ukraine?



Note: Not asked in Crimea.

Source: Spring 2014 Global Attitudes survey. Q38AUKR.

PEW RESEARCH CENTER

¹ According to the Ukrainian 2001 national census, 45% of people living in the region defined as "East Ukraine" speak Russian. Public opinion surveys find different results depending on the language used. In our poll, we asked respondents what languages they usually speak at home and if they speak any other languages during a typical day. "Russian-only speakers" are those who say they usually speak Russian at home and then mention no other languages spoken at home or during the day. In our sample, which is statistically adjusted to reflect official figures for gender, age and urban-rural residence, 43% of people in East Ukraine are categorized as Russian-only speakers.

Ukrainians are far from satisfied with the involvement of foreign powers to date. The European Union fares best in the eyes of Ukrainians, with a 45%-plurality describing its influence in Ukraine as good. Meanwhile, assessments of the U.S. impact on Ukraine are split: 38% positive, 38% negative.

Russia is viewed with the greatest suspicion. Three times as many Ukrainians say Russia is having a bad influence on their country as say it is having a good impact (67% vs. 22%). At the same time, overall confidence in Putin's handling of world affairs has plummeted from 56% in 2007 to 23% today.

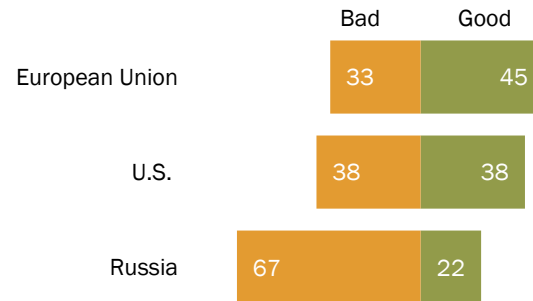
While overall attitudes toward Russia are not positive, a substantial minority of Russian-only speakers in eastern Ukraine are favorably inclined toward Russia. Roughly four-in-ten in this group (43%) express confidence in Vladimir Putin's handling of international affairs, while 41% say that Russia is having a positive influence on the situation in Ukraine. By comparison, barely one-in-five Russian-only speakers in eastern Ukraine voices confidence in President Obama (19%) or thinks the U.S. is playing a positive role in their country (14%).

Crimean residents are almost universally positive toward Russia. At least nine-in-ten have confidence in Putin (93%) and say Russia is playing a positive role in Crimea (92%). Confidence in Obama is almost negligible at 4%, and just 2% think the U.S. is having a good influence on the way things are going on the Crimean peninsula.

International attention has focused on Crimea in large part due to the March 16th referendum on seceding from Ukraine and joining Russia. According to the reported results, most of the Crimean residents who participated voted for

Ukrainians More Positive toward EU, U.S. than Russia

% What kind of influence is _____ having on Ukraine?



Source: Spring 2014 Global Attitudes survey. UKR4a-c.

PEW RESEARCH CENTER

Divided Views on Crimea's Status

% Should the government in Kyiv recognize the results of the referendum in Crimea?

	Yes %	No %	Don't know %
Ukraine	30	57	13
West	11	82	7
East	40	41	19
<i>Russian speakers</i>	61	23	16
Crimea	88	4	7
Russia	89	2	8

Source: Spring 2014 Global Attitudes survey. UKR9 & QRUS5.

PEW RESEARCH CENTER

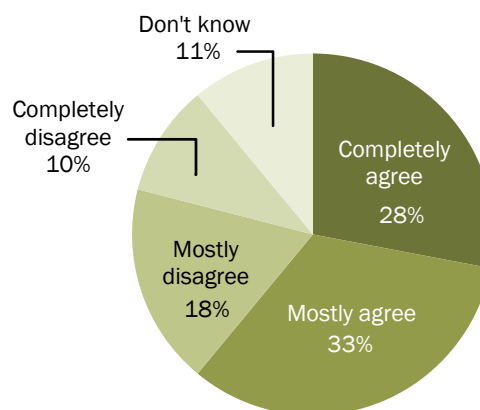
secession. However, the legitimacy of the referendum has been hotly disputed, and few in the international community have accepted the outcome.

For their part, Crimeans seem content with their annexation by Russia. Overwhelming majorities say the March 16th referendum was free and fair (91%) and that the government in Kyiv ought to recognize the results of the vote (88%).

In Russia proper, the public also sees the matter as closed. More than eight-in-ten Russians (84%) think the March 16th referendum was fair and even more (89%) say Kyiv ought to validate the results, according to a new Pew Research survey in Russia, conducted among 1,000 randomly selected adults between April 4-20. The same survey finds that majorities of Russians (61%) agree that there are parts of neighboring countries that belong to Russia, and that the collapse of the Soviet Union was a great tragedy (55%). While the poll did not explicitly ask Russians whether they support the Kremlin taking military action to protect ethnic Russians in Ukraine, nearly two-thirds (65%) agree that military action is sometimes necessary to maintain order in the world.

Russians Look Beyond Current Borders

% who _____ there are parts of neighboring countries that really belong to Russia



Source: Spring 2014 Global Attitudes survey. RUS1a.

PEW RESEARCH CENTER

Putin appears to have scored a political victory at home with his handling of the Ukraine crisis. More than eight-in-ten Russians (83%) express confidence in Putin to handle world affairs. At the same time, 92% have a favorable view of their country, including 51% who express a *very* favorable opinion of their homeland – up 22 percentage points from last year. When it comes to Russia's image abroad, a 43%-plurality of Russians think Putin's response to the situation in Ukraine has made people in other countries *more* favorably inclined toward Russia; just 26% think it has had the opposite effect.

1. Ukraine: Desire for Unity Amid Worries about Political Leadership, Ethnic Conflict

Ukrainians widely agree that their country should remain a single, unified state. Only residents of Crimea are a clear exception, with overwhelming numbers backing secession and the new government in Simferopol. Yet, as much as Ukrainians outside Crimea desire unity, they also worry about the lack of national leadership and growing ethnic tensions. One of the more divisive issues in Ukraine concerns the legal status of the Russian language, with opinions in the country's west and east diverging on whether both Ukrainian and Russian should be officially recognized by the state. Russian-only speakers in the east, in particular, say Russian should have equal standing with the Ukrainian language.²

Not a House Further Divided – Yet

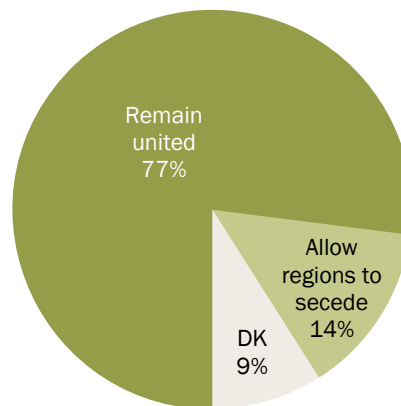
A broad majority of Ukrainians say their country should remain a unified state (77%). Fewer than two-in-ten (14%) believe that regions that want to leave should be allowed to secede.

Support for maintaining Ukraine's borders is especially widespread in the country's west (93%). A majority of east Ukraine also wants to be one country (70%), including nearly six-in-ten Russian-only speakers (58%). Still, a significant minority of Russian-only speakers in the east support allowing regions to secede (27%).

In Crimea, just 12% say Ukraine should remain united, compared with 54% who say regions that want to leave should be allowed to secede, while 34% say they either don't know or do not want to offer an opinion.

Ukrainians Broadly Support Remaining One Country

% Should Ukraine remain one, united country, or should regions that want to leave be allowed to secede?



Source: Spring 2014 Global Attitudes survey. UKR10.

PEW RESEARCH CENTER

² For purposes of this report, the results are analyzed by three regions: The west, which includes the central region around Kyiv, as well as portions of the country that border Poland, Slovakia and Hungary; the east, which includes areas along the Black Sea and the border with Russia; and the territory of Crimea.

When asked specifically about the Crimean referendum on secession, majorities of Ukrainians believe it was not free and fair (60%) and say that the government in Kyiv (Kiev) should not recognize the results (57%).

Western Ukrainians are clearly unified in their opinions on Crimea. More than eight-in-ten (84%) say the referendum was not free and fair, and a roughly equal percentage (82%) says Kyiv should reject the results. Crimeans are also nearly unanimous, but in the opposite direction – 91% say the referendum was fair and 88% say the government in Kyiv should recognize the results.

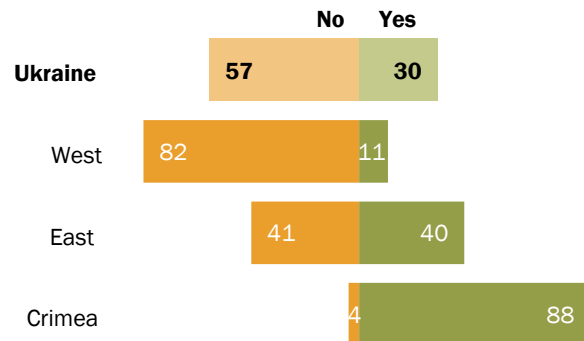
Attitudes in the country's east, meanwhile, are more closely divided – 35% say the referendum was fair, while 44% say it was not. Similarly, 40% in this region say Kyiv should affirm the outcome, but 41% disagree. Russian-only speakers in the east are especially likely to say the election was fair (51%) and should be recognized as legitimate (60%).

Rising Concerns about Ethnic Tensions

When asked their attitude toward different ethnic groups, overwhelming majorities in Ukraine say they have a favorable opinion of ethnic Ukrainians (96%), Jews (87%), Russians (84%) and Tatars (84%). With regard to ethnic Ukrainians, favorable attitudes are highly uniform across the territory of the country. Views toward ethnic Russians, however, are more positive in the country's east (93% favorable) than either the far west or center west (60% and 81% favorable, respectively).³ Meanwhile, there are smaller differences by language, with Russian-only speakers more favorable toward ethnic Russians (94%) than either bilingual (85%) or Ukrainian-only speakers (73%).

Accept Results of Crimea Referendum?

% Should the government in Kyiv recognize the results of the referendum in Crimea?



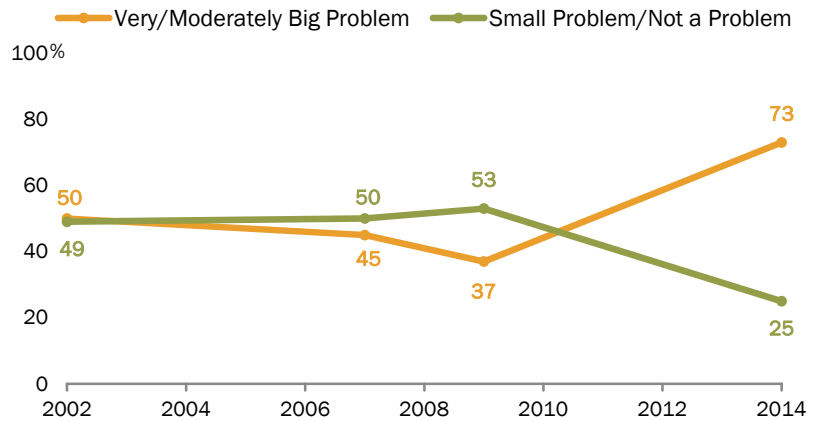
Source: Spring 2014 Global Attitudes survey. UKR9.

PEW RESEARCH CENTER

³ The far west region includes the oblasts of: Lviv, Chernivtsi, Ivano-Frankivsk, Rivne, Ternopil, Volyn, and Zakarpattia. The center west region includes the oblasts of: Cherkasy, Chernihiv, Kmelnytsk, Kyiv, Vinnytsia, and Zhytomyr.

Nonetheless, concern about ethnic conflict within Ukraine's borders has spiked in 2014. Overall, 73% of Ukrainians say ethnic conflict is a big problem in their country, including 40% who say it is a *very* big problem. In 2009, just 37% said such conflict was a big problem, including only 15% who thought it was a *very* big concern. Western Ukrainians (77% big problem) and those in the east (74%) are nearly equally worried about ethnic conflict in Ukraine. Among eastern Ukraine, Russian-only speakers and other language speakers, alike, express concern. Relatively few Crimeans, on the other hand, say they are plagued by ethnic conflict – just 32% think it is a big problem in Crimea.

Ukrainians' Concern about Ethnic Conflict Increasing



Source: Spring 2014 Global Attitudes Survey. Q21UKRa2.

PEW RESEARCH CENTER

The survey also asked respondents about the “Right Sector,” a nationalist organization that played a major role in the Maidan protests and whose presence has sparked worries about anti-Semitism and racism in Ukraine. Barely two-in-ten Ukrainians (19%) say supporters of the Right Sector are having a good influence on the country, compared with almost two-thirds (65%) who say the organization is having a negative impact. Overall, few in the country's west (34%) or east (7%) give the Right Sector positive evaluations, although Ukrainians in the far west are somewhat more likely to describe the Right Sector as having a good influence (42%).

While these results suggest that Ukraine is not characterized by deep-seated ethnic hatreds, the politics of ethnic identity are still evident, especially on the question of whether the Russian language should share official status with Ukrainian. According to a 2012 law, regions in Ukraine with significant Russian populations are allowed to use Russian to conduct official government business. However, an attempt in the early days following President Viktor Yanukovich's removal from office to repeal the law has brought the status of the Russian language to the fore. Today, a bare majority of Ukrainians (54%) think both Ukrainian and Russian should be official languages, while 41% say Ukrainian should be the only legally-recognized language.

There are clear and deep divides on this issue by regions and by language spoken. Among western Ukrainians, nearly two-thirds (66%) say Ukrainian should be the only official language, while just 30% say both Ukrainian and Russian. Support for a Ukrainian-only policy is widespread in the far west (79%), but a majority (56%) in the center west also agrees. In the east, opinion is the reverse – 25% say just Ukrainian should be legally recognized, while 73% say both. Russian-only speakers in the east (86% both) are particularly supportive of both languages being legally recognized.

A broad majority of Crimeans (74%) say both Ukrainian and Russian should be official languages in Crimea. About two-in-ten (21%) say it should be Russian only and nearly no one says it should be Ukrainian only.

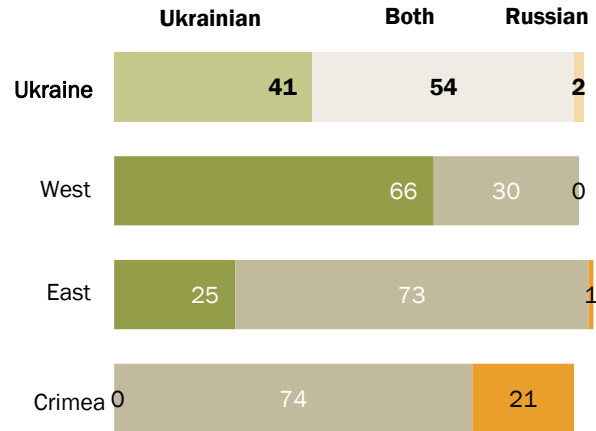
Eastern Ukrainians Lack Faith in Kyiv

Despite a widespread desire for unity, there is little confidence among Ukrainians in the new government in Kyiv. Not including Crimea, a majority of Ukrainians (63%) say a lack of political leadership is a very big problem in their country. Eastern Ukrainians (71%) are much more concerned about inadequate political leadership than those in the country's west (55%).

Roughly four-in-ten Ukrainians (41%) say the government in Kyiv is having a good influence in the country, while 49% say the new government's impact is bad. Six-in-ten western

Deep Divide Over Official Language

% _____ should be official language in Ukraine



Note: In Crimea, asked about the "official language in Crimea".

Source: Spring 2014 Global Attitudes survey. UKR7a,b.

PEW RESEARCH CENTER

Easterners Unhappy with Kyiv

% What kind of influence is the current government in Kyiv having on the way things are going in Ukraine?

	Good	Bad	Don't know
	%	%	%
Ukraine	41	49	10
West	60	28	12
East	24	67	9
Russian speakers	12	82	6

Note: Question not asked in Crimea.

Source: Spring 2014 Global Attitudes survey. Q38aUKR.

PEW RESEARCH CENTER

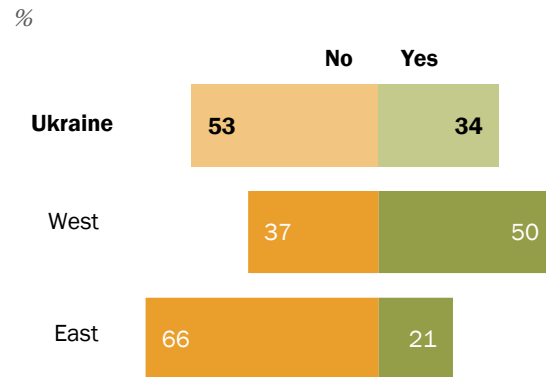
Ukrainians think Kyiv is doing well, compared with just about a quarter of those in the country's east (24%). Russian-only speakers in the east (82% bad) are particularly sour on the new administration.

Ukrainians are split on acting President Oleksandr Turchynov's performance — 42% say his influence on the country is good while 46% say it is bad.⁴ Western Ukrainians (59%) give Turchynov much higher marks than easterners (27%). In the east, negative attitudes toward Turchynov are more concentrated among Russian-only speakers (82% bad influence).

In addition to negative views of the current government, many Ukrainians doubt Kyiv's commitment to protecting citizens' rights. Overall, roughly a third of Ukrainians (34%) say the new government in Kyiv protects individuals' rights, while more than half (53%) say it does not. In the country's east, people are particularly skeptical — about two-in-ten (21%) say Kyiv respects personal freedoms, compared with nearly two-thirds (66%) who say it does not. Western Ukrainians, on the other hand, have a more positive image of the new regime, with half saying it respects personal rights, although about four-in-ten in the west (37%) disagree.

Perhaps due to a lack of confidence in the new political leadership and pervasive concerns about rights violations, fewer than half believe the upcoming presidential election in Ukraine will be fairly conducted. About four-in-ten (41%) say the vote is likely to be honest, while

Does the Ukrainian Government Respect Personal Freedoms?

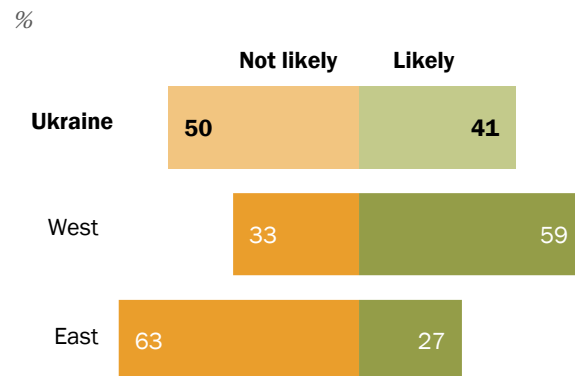


Note: Results for Crimea not included in total.

Source: Spring 2014 Global Attitudes survey. Q109e.

PEW RESEARCH CENTER

Will May 25th Presidential Election Be Fair?



Note: Results for Crimea not included in total.

Source: Spring 2014 Global Attitudes survey. UKR5.

PEW RESEARCH CENTER

⁴ This question was not asked in Crimea.

half say a fair election is unlikely. Western Ukrainians have much more faith that the approaching election will be fair (59%) than easterners (27%). In the east, Russian-only speakers are particularly skeptical about the upcoming election: just 19% say it will be fair, compared with 75% who say it will not.

Crimeans Happy with Simferopol, Critical of Kyiv

Crimeans are very satisfied with the leadership in Simferopol. Roughly eight-in-ten (83%) say Prime Minister Sergey Aksyonov is having a good influence on the way things are going in Crimea. Similarly, 82% give the government in Simferopol high marks.

A majority of Crimeans (65%) also say the self-defense forces have had a positive impact on Crimea. Self-defense forces played a major role in the events leading up to the referendum vote in Crimea. On April 17, Russian President Putin [said](#) he had sent the Russian military into Crimea to support the self-defense forces prior to the election.

In stark contrast, Crimeans are extremely critical of the government in Kyiv. Fewer than one-in-ten (7%) think the Ukrainian government respects personal freedoms. And just two-in-ten say the upcoming elections for the next administration in Kyiv will be conducted fairly.

Crimeans Satisfied with Government

% What kind of influence is _____ having on the way things are going in Crimea?

	Good	Bad	Don't know
	%	%	%
PM Aksyonov	83	9	8
Gov't in Simferopol	82	13	6
Self-defense forces	65	20	15

Source: Spring 2014 Global Attitudes survey. Q38aCRI, Q38bCRI, & Q38jUKR2.

PEW RESEARCH CENTER

2. Ukraine: Russian Influence Unwelcome

Most Ukrainians have soured on Russia, with many saying Russia is having a negative influence in their country and that it is more important for Ukraine to have strong ties with the European Union. Nonetheless, Ukrainians are divided in their evaluations of the influence of western nations in their country and express doubts about German Chancellor Angela Merkel's and U.S. President Barack Obama's handling of foreign affairs. In addition, Russian-speakers in the east, as well as residents of Crimea, have greater confidence in Russia than either the EU or the U.S.⁵

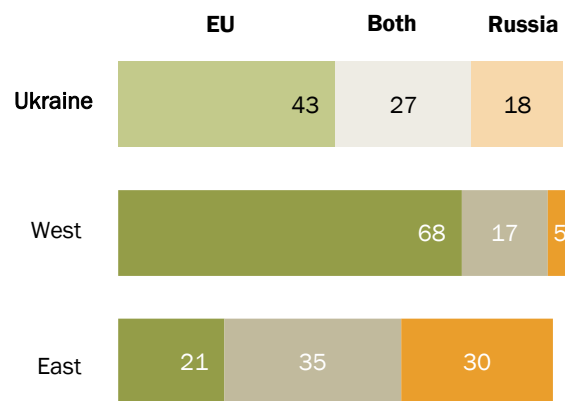
In Choice Between Russia and EU, Ukrainians Lean West

Not including Crimea, a plurality of Ukrainians (43%) say it is more important to have strong ties with the EU instead of Russia. Less than half as many prioritize relations with Russia (18%), while 27% say it is important for Ukraine to have strong ties with both.

Residents of western Ukraine are the most supportive of strong ties with the EU (68%) – just 5% say relations with Russia should take precedence. Eastern Ukrainians are divided: roughly two-in-ten (21%) say good relations with the EU are more important, 30% say the same about ties to Russia and 35% say both relationships are important. Within the east, Russian-only speakers lean more toward Russia (42%) than the EU (12%), although a sizable percentage says both (34%).

Ukrainians Desire Strong Ties with EU

% more important for Ukraine to have strong ties with...



Note: Question not asked in Crimea.

Source: Spring 2014 Global Attitudes survey. UKR6.

PEW RESEARCH CENTER

In addition to these regional divisions, younger Ukrainians, ages 18-29, are more likely to prefer strong ties with the EU (53%) than those 50 or older (36%).

⁵ For purposes of this report, the results are analyzed by three regions: The west, which includes the central region around Kyiv, as well as portions of the country that border Poland, Slovakia and Hungary; the east, which includes areas along the Black Sea and the border with Russia; and the territory of Crimea.

Wariness toward Foreign Influence

Among the foreign nations and organizations asked about in the survey, the EU receives the highest rating for having a positive influence on Ukraine, with particularly high ratings in the western part of the country. Still, fewer than half of Ukrainians (45%) overall say the EU is having a good impact on their country. This result is similar to the last time the question was asked in 2009 (40% good), even as negative evaluations have roughly doubled over the past five years from 15% in 2009 to 33% today.

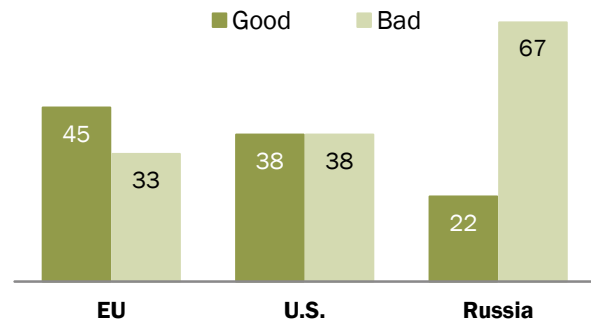
Nearly four-in-ten (38%) give the U.S. positive reviews for its role in Ukraine, but the same percentage (38%) says American influence is bad. Unlike the EU, evaluations of the U.S. have improved, increasing from 24% to 38% positive between 2009 and 2014.

Russia's image, by contrast, has sharply declined over the same period. In 2009, 46% of Ukrainians thought Russia was having a good influence on the way things were going in their country, while just a quarter saw Russia's role as negative. Today, opinion has reversed: just 22% say Russia's impact is positive, compared with two-thirds who say Russia's influence is *very* bad (49%) or *mostly* bad (18%).

Unfavorable opinion of Russia may be linked, in part, to doubts that the Kremlin sincerely cares about civil liberties in Ukraine, let alone in Russia itself. When asked, six-in-ten Ukrainians respond that Moscow does not respect the personal freedoms of its own citizens.

Ukrainians Give EU, U.S. Higher Marks than Russia

% What kind of influence is ___ having on Ukraine?



Source: Spring 2014 Global Attitudes survey. UKR4a-c.

PEW RESEARCH CENTER

Within Ukraine, there are deep regional and language divides over the influence of foreign nations and organizations. Western Ukrainians are much more positive toward the EU (74%) and the U.S. (68%) than those in the east (24% for EU, 17% for U.S.). Meanwhile, residents of Crimea overwhelmingly rate the EU and the U.S. as having a negative influence on Crimea (89% bad for EU, 88% bad for U.S.).

Regarding Russia, majorities in both western and eastern Ukraine say their neighbor is having a bad influence on Ukraine (87% and 58%, respectively). Russian-only speakers in the east are divided on Moscow's influence (41% good, 44% bad), but notably give higher marks to Russia than they do to either the EU (17% good) or the U.S. (14%).

When asked separately about Russia's influence on their territory, Crimeans are unequivocal in describing Moscow's impact as positive (92%).

Ukrainian Views of Russia, EU and U.S. Divide along Regional, Linguistic Lines

% What kind of influence is ___ having on Ukraine?

	Good	Bad	Neither/ Both (VOL)	Don't know
European Union	%	%	%	%
West	74	10	11	5
East	24	46	25	5
<i>Russian speakers</i>	17	62	17	4
Crimea	3	89	7	1
U.S.				
West	68	13	15	4
East	17	52	26	4
<i>Russian speakers</i>	14	68	14	3
Crimea	2	88	8	1
Russia				
West	8	87	4	2
East	26	58	12	5
<i>Russian speakers</i>	41	44	12	3
Crimea	92	3	4	1

Source: Spring 2014 Global Attitudes survey, UKR4a-c.

PEW RESEARCH CENTER

Crisis in International Leadership

The public in Ukraine has little confidence in some of the key international leaders involved in the nation's crisis. Vladimir Putin, in particular, fares poorly. Just 23% of Ukrainians have confidence in the Russian president to do the right thing when it comes to world affairs – down 33 percentage points since the question was last asked in 2007.

Few Ukrainians in either the country's west or east have faith in Putin (7% and 28%, respectively). However, trust in Putin is significantly higher among Russian-only speakers in eastern Ukraine (43% confidence). By contrast, Crimeans are clearly enamored of Putin: 93% express confidence in the Russian president, including 80% who say they have a *great deal* of confidence in his handling of foreign affairs.

Looking to the U.S. and Western Europe, Ukrainian opinion of U.S. President Obama remains divided, much as it was three years ago. Today, 44% express confidence in him and 48% do not. As in recent years, German Chancellor Merkel is generally trusted, with 50% of Ukrainians expressing faith in her decision-making on foreign affairs. However, lack of confidence in the German leader has increased from 20% in 2011 to 40% today.

Western Ukrainians express much more confidence in the German head of state (71%) and the American president (70%) than easterners (37% and 27%, respectively). Again, Russian-only speakers in the east express less positive attitudes toward the German and U.S. leaders than Vladimir Putin. Just 27% of Russian-only speakers in the east say they have confidence in Merkel, while 19% say the same about Obama. In Crimea, few trust either Merkel (13%) or Obama (4%).

Ukrainian Confidence in Putin Plummet

	Confidence	No confidence	Don't know
	%	%	%
Merkel			
2014	50	40	9
2011	49	20	30
2007	41	27	32
Obama			
2014	44	48	8
2011	37	42	21
Putin			
2014	23	73	5
2007	56	33	10

Source: Spring 2014 Global Attitudes survey. Q41a-c.

PEW RESEARCH CENTER

3. Russia: Public Backs Putin, Crimea's Secession

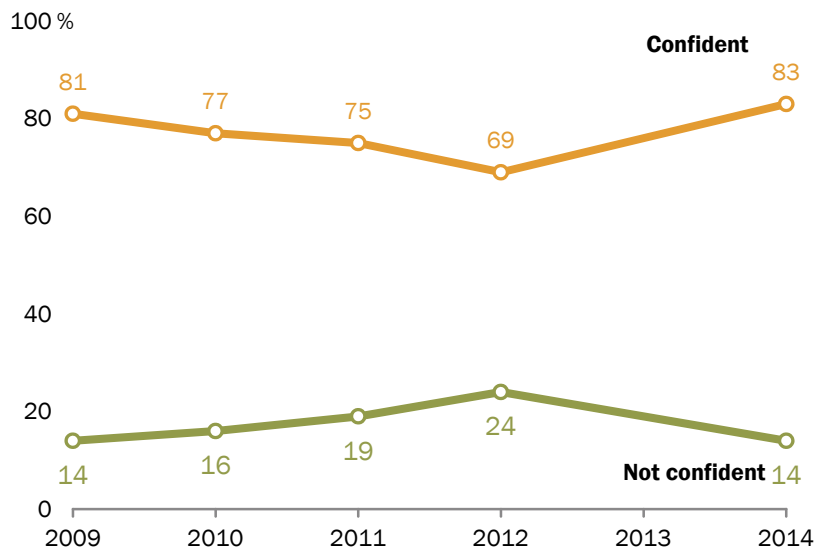
Russian President Vladimir Putin's handling of the crisis in Ukraine has met with considerable opposition in Western nations and much of the international community, as well as in Ukraine itself, but Russians have largely rallied around their leader. Putin is overwhelmingly popular, and Russian national pride appears to be on the rise. In fact, a plurality thinks Putin's handling of the crisis has improved Russia's international stature.

A large majority of Russians believe the recent referendum in Crimea was free and fair, and that Kyiv (Kiev) should accept the results and allow Crimea to join Russia. Crimea is only one of Russia's territorial grievances, and as they have in previous surveys, a majority of Russians say they believe there are parts of neighboring countries that really belong to Russia.

Meanwhile, tensions with the West have led to a dramatic spike in negative views about the U.S. and the European Union. Similarly, both U.S. President Barack Obama and German Chancellor Angela Merkel are held in low regard.

Russians Express Confidence in Putin

% who are _____ President Vladimir Putin will do the right thing regarding world affairs



Source: Spring 2014 Global Attitudes survey, Q41b.

PEW RESEARCH CENTER

High Ratings for Putin

Roughly eight-in-ten Russians (83%) say they have confidence in President Putin to do the right thing in world affairs, up from 69% in 2012, the last time this question was asked. Fully 52% say they have *a lot* of confidence in the Russian leader, compared with 37% two years ago.

However, Putin has received similarly high ratings before. For instance, in 2008, when Putin was nearing the end of his second term as president, his ratings were nearly identical – 83% said they had confidence in him and 53% expressed *a lot* of confidence.

Russians Say Crimea Should Be Allowed to Join Russia

Few in the international community have recognized the legitimacy of the March 16th referendum in which Crimeans voted to leave Ukraine and join Russia. Russians, however, see the issue very differently. More than eight-in-ten (84%) say the referendum was free and fair. And roughly nine-in-ten (89%) think the Ukrainian government in Kyiv should recognize the results and allow Crimea to join Russia.

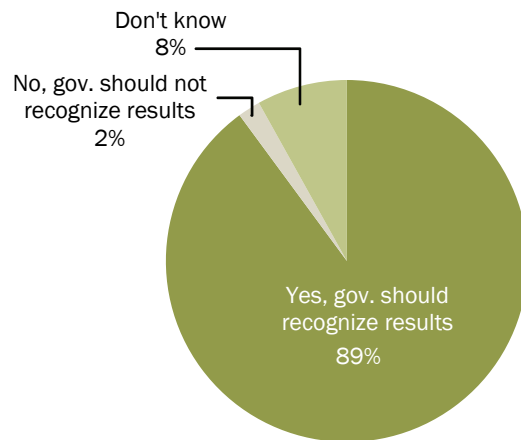
Throughout the crisis, many in the Russian government and media have expressed concern about the treatment of Russian minorities within Ukraine. (The Ukrainian government strongly disputes allegations of mistreatment). The survey findings suggest most Russians agree with the Kremlin's criticisms: nearly three-in-four Russians (73%) say the government in Kyiv does not respect the personal freedoms of its people.

Few See Crisis Hurting Russia's Image

A 43%-plurality of Russians say that President Putin's handling of the situation in Ukraine has led people in other countries to have a more positive opinion of Russia. Just 26% believe the way Putin has handled the crisis has led people in other nations to have a less favorable view. Another 22% say there has been no impact on Russia's international image.

Russians Overwhelmingly Say Kyiv Should Recognize Crimea Referendum

% saying the government in Kyiv should/should not recognize the referendum results and allow Crimea to join Russia



Source: Spring 2014 Global Attitudes survey. RUS5.

PEW RESEARCH CENTER

Russians' views of their own country have become more positive over the last year. Roughly half (51%) now have a very favorable opinion of their homeland, compared with 29% in 2013.

Russian views about how their government treats its citizens are now also largely positive – 57% say the government respects the personal freedoms of its people, while 32% believe it does not. This is a significant change from 2008, when the public was essentially divided, with 45% saying the Russian government respected the rights of its people, and 44% saying it did not.

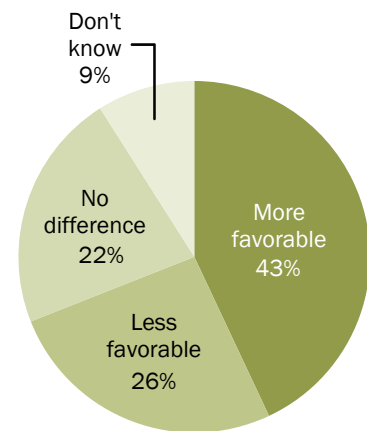
Ratings Up for Russian Military

The Russian military receives overwhelmingly positive ratings. Nearly eight-in-ten Russians (78%) say the military is having a good influence on the country. A dozen years ago, when the Pew Research Center first asked this question, views were more mixed – at that time, 53% described the military's impact as positive, while 34% said it was negative.

Almost two-thirds of Russians (65%) say that military force is sometimes necessary to maintain order in the world. Just 29% disagree with this view. This is a notable change from 2011, when 52% agreed force was sometimes necessary, while 38% disagreed with this position.

Many Say Ukraine Crisis Has Improved Russia's Reputation

% saying Putin's handling of the situation in Ukraine has led people in other countries to have a ... opinion of Russia

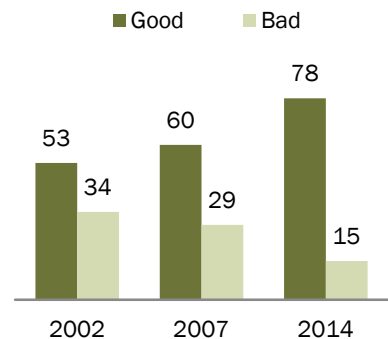


Source: Spring 2014 Global Attitudes survey. RUS6.

PEW RESEARCH CENTER

Military Influence

% saying the military is having a ... influence on Russia



Source: Spring 2014 Global Attitudes survey. Q38c.

PEW RESEARCH CENTER

Nostalgia for the Soviet Era

In the past, Vladimir Putin has described the collapse of the Soviet Union as a “catastrophe,” and many Russians seem to concur. A 55%-majority agree with the statement: “It is a great misfortune that the Soviet Union no longer exists.” Views on this question have been relatively steady since Pew Research first asked it five years ago. In 2009, 58% described the collapse of the USSR as a great misfortune, and 50% expressed this opinion in 2011.

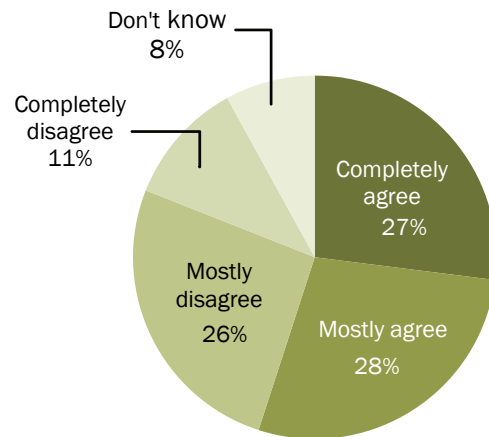
Nostalgia for the Soviet era is particularly common among older Russians. About seven-in-ten Russians age 50 and older (71%) characterize the end of the Soviet Union as a great misfortune, compared with 46% of people ages 30 to 49 and 40% of those under 30.

The dissolution of the Soviet Union led to a redrawing of political maps throughout the former Eastern Bloc, and Russians clearly believe that parts of their country were unfairly lost in the process. Roughly six-in-ten (61%) agree with the statement “There are parts of neighboring countries that really belong to us.” Only 28% disagree.

Views on this question have remained largely consistent since 2002. However, results were quite different in the early 1990s, as the Soviet empire dissolved. For instance, in a fall 1992 poll, conducted by the Times Mirror Center for the People & the Press less than a year after the Soviet Union’s demise, just 36% agreed that parts of neighboring countries belonged

Misfortune USSR Does Not Exist

% who ... it is a great misfortune that the Soviet Union no longer exists

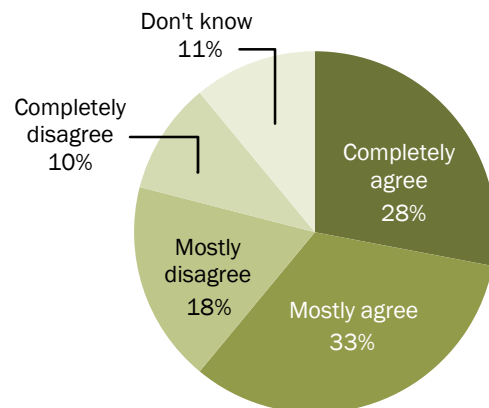


Source: Spring 2014 Global Attitudes survey. RUS1b.

PEW RESEARCH CENTER

Most Say Parts of Other Countries Belong to Russia

% who ... there are parts of neighboring countries that really belong to Russia



Source: Spring 2014 Global Attitudes survey. RUS1a.

PEW RESEARCH CENTER

to Russia while 26% disagreed. Nearly four-in-ten (37%) offered no opinion.

Interestingly, 48% of Russians believe areas of Russia that wish to secede should be allowed to do so, while only 39% say such regions should not be allowed to break away. Urban respondents (52%) are somewhat more likely than those in rural areas (38%) to think regions should be allowed to secede.

Increasingly Negative Views of U.S., EU

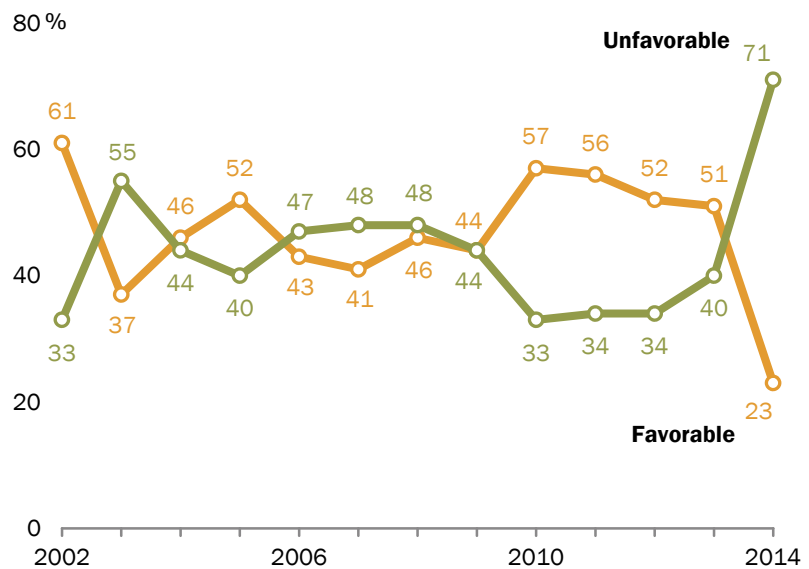
Russian opinions of the U.S. are at their lowest point since Pew Research began polling in Russia 12 years ago. Only 23% give the U.S. a favorable rating, down sharply from 51% last year.

Previously, the lowest favorability rating for the U.S. was 37%, registered in May 2003, shortly after the start of the Iraq war, when ratings for the U.S. were at a nadir in many countries.

Attitudes toward the U.S. are slightly more positive among people under 30 (29% favorable) than among those age 50 and older (19%). Still, even among 18-29 year-olds, a solid majority (64%) express an unfavorable opinion.

U.S. Image Plummets in Russia

% who have a ... opinion of the U.S.



Source: Spring 2014 Global Attitudes survey. Q15a.

PEW RESEARCH CENTER

Ratings for President Obama are also negative. Only 15% of Russians say they have confidence in the American leader to do the right thing in world affairs.

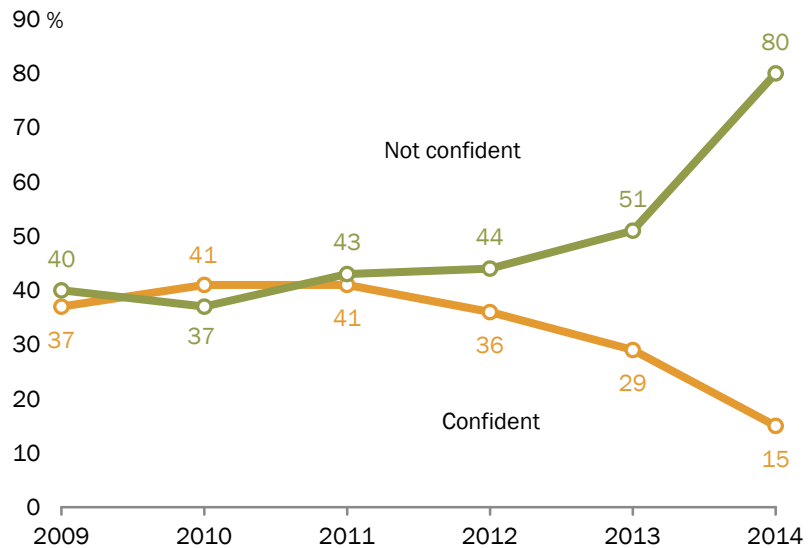
Eight-in-ten lack confidence in Obama, up from 51% last year and 44% in 2012.

Attitudes toward the EU have also turned sharply negative. Only 39% of Russians express a favorable opinion of the institution, down from 64% in 2011.

Ratings for Germany have also declined. About half of Russians (53%) still have a favorable opinion of Germany, but this is down from the 78% registered in 2011. Just 31% say they are confident German Chancellor Angela Merkel will do the right thing in world affairs, compared with 48% in 2012.

Negative Ratings for Obama in Russia

% who are ... in President Barack Obama to do the right thing regarding world affairs



Source: Spring 2014 Global Attitudes survey. Q41a.

PEW RESEARCH CENTER

Russians Sour on U.S., EU and Germany

% favorable toward ...

	2011 %	2014 %	Change
U.S.	56	23	-33
European Union	64	39	-25
Germany	78	53	-25

Source: Spring 2014 Global Attitudes survey. Q15a, Q15f & Q15r.

PEW RESEARCH CENTER

Methods in Detail

About the 2014 Spring Pew Global Attitudes Survey

Results for the survey are based on face-to-face interviews conducted under the direction of Princeton Survey Research Associates International. Survey results are based on national samples. For further details on sample designs, see below.

The descriptions below show the margin of sampling error based on all interviews conducted in that country. For results based on the full sample in a given country, one can say with 95% confidence that the error attributable to sampling and other random effects is plus or minus the margin of error. In addition to sampling error, one should bear in mind that question wording and practical difficulties in conducting surveys can introduce error or bias into the findings of opinion polls.

Country: **Russia**
Sample design: Multi-stage cluster sample stratified by Russia's eight geographic regions, plus the cities of Moscow and St. Petersburg, and by urban-rural status.
Mode: Face-to-face adults 18 plus
Languages: Russian
Fieldwork dates: April 4 – April 20, 2014
Sample size: 1,000
Margin of error: ±3.6 percentage points
Representative: Adult population (excludes Chechen Republic, Ingush Republic and remote territories in the Far North – together, roughly 3% of the population)

Country: **Ukraine**
Sample design: Multi-stage cluster sample stratified by Ukraine's six regions plus ten of the largest cities – Kyiv (Kiev), Kharkiv, Dnipropetrovsk, Odessa, Donetsk, Zaporizhia, Lviv, Kryvyi Rih, Lugansk, and Mikolayiv – as well as three cities on the Crimean peninsula – Simferopol, Sevastopol, and Kerch.
Mode: Face-to-face adults 18 plus
Languages: Russian, Ukrainian
Fieldwork dates: April 5 – April 23, 2014
Sample size: 1,659
Margin of Error: ±3.3 percentage points
Representative: Adult population (Survey includes oversamples of Crimea and of the South, East and Southeast regions. The data were weighted to reflect the actual regional distribution in Ukraine.)

Topline Results

**Pew Research Center
Spring 2014 survey
May 8, 2014 Release**

Methodological notes:

- Survey results are based on national samples. For further details on sample designs, see Survey Methods section.
- Due to rounding, percentages may not total 100%. The topline “total” columns show 100%, because they are based on unrounded numbers.
- Since 2007, the Global Attitudes Project has used an automated process to generate toplines. As a result, numbers may differ slightly from those published prior to 2007.
- For some countries, trends for certain years are omitted due to differences in sample design or population coverage. Omitted trends often reflect less representative samples than more recent surveys in the same countries. Trends that are omitted include:
 - Russia in March 2003 and Fall 2002
- Not all questions included in the Spring 2014 survey are presented in this topline. Omitted questions have either been previously released or will be released in future reports.

		Q15a Please tell me if you have a very favorable, somewhat favorable, somewhat unfavorable or very unfavorable opinion of: a. The United States					
		Very favorable	Somewhat favorable	Somewhat unfavorable	Very unfavorable	DK/Refused	Total
Russia	Spring, 2014	4	19	37	34	6	100
	Spring, 2013	9	42	30	10	9	100
	Spring, 2012	11	41	25	9	13	100
	Spring, 2011	13	43	26	8	10	100
	Spring, 2010	9	48	26	7	10	100
	Spring, 2009	6	38	33	11	12	100
	Spring, 2008	12	34	28	20	7	100
	Spring, 2007	8	33	32	16	11	100
	Spring, 2006	9	34	28	19	10	100
	Spring, 2005	9	43	31	9	8	100
	Spring, 2004	9	37	29	15	11	100
	May, 2003	11	26	32	23	8	100
Summer, 2002	8	53	27	6	7	100	

		Q15e Please tell me if you have a very favorable, somewhat favorable, somewhat unfavorable or very unfavorable opinion of: e. Russia					
		Very favorable	Somewhat favorable	Somewhat unfavorable	Very unfavorable	DK/Refused	Total
Russia	Spring, 2014	51	41	5	1	2	100
	Spring, 2013	29	54	11	3	3	100
	Spring, 2012	42	43	9	2	4	100
	Spring, 2011	41	43	9	2	5	100
	Spring, 2010	43	44	7	2	4	100
	Spring, 2009	40	47	8	2	3	100
	Spring, 2007	47	42	7	1	4	100

		Q15f Please tell me if you have a very favorable, somewhat favorable, somewhat unfavorable or very unfavorable opinion of: f. The European Union					
		Very favorable	Somewhat favorable	Somewhat unfavorable	Very unfavorable	DK/Refused	Total
Russia	Spring, 2014	9	30	35	17	9	100
	Spring, 2013	12	51	16	6	15	100
	Spring, 2012	12	47	15	4	22	100
	Spring, 2011	15	49	14	5	17	100
	Spring, 2010	19	50	12	3	16	100
	Spring, 2009	16	53	13	4	15	100
	Spring, 2007	15	47	15	3	20	100
	Spring, 2004	11	51	13	5	21	100

		Q15r Please tell me if you have a very favorable, somewhat favorable, somewhat unfavorable or very unfavorable opinion of: r. Germany					
		Very favorable	Somewhat favorable	Somewhat unfavorable	Very unfavorable	DK/Refused	Total
Russia	Spring, 2014	11	42	28	11	8	100
	Spring, 2011	20	58	9	3	10	100
	Spring, 2010	22	53	10	2	12	100
	Spring, 2007	22	55	10	2	12	100
	Spring, 2006	22	55	10	4	9	100
	Spring, 2005	21	58	10	3	8	100

		RUS1a Please tell me whether you completely agree, mostly agree, mostly disagree or completely disagree with the following statements: a. There are parts of neighboring countries that really belong to us					
		Completely agree	Mostly agree	Mostly disagree	Completely disagree	DK/Refused	Total
Russia	Spring, 2014	28	33	18	10	11	100
	Fall, 2009	19	39	19	10	13	100
	Summer, 2002	26	38	14	4	19	100
	Fall, 1992	19	17	15	11	37	100
	Spring, 1991	10	12	22	26	30	100

		RUS1b Please tell me whether you completely agree, mostly agree, mostly disagree or completely disagree with the following statements: b. It is a great misfortune that the Soviet Union no longer exists					
		Completely agree	Mostly agree	Mostly disagree	Completely disagree	DK/Refused	Total
Russia	Spring, 2014	27	28	26	11	8	100
	Spring, 2011	23	27	22	14	14	100
	Fall, 2009	30	28	23	15	5	100

		Q21UKRa2 Now I am going to read you a list of things that may be problems in our country. Please tell me if you think it is a very big problem, a moderately big problem, a small problem or not a problem at all: UKRa2. conflict between ethnic groups					
		Very big problem	Moderately big problem	Small problem	Not a problem at all	DK/Refused	Total
Ukraine	Spring, 2014	40	33	17	8	2	100
	Fall, 2009	15	22	34	19	10	100
	Spring, 2007	18	27	36	14	5	100
	Summer, 2002	24	26	31	18	1	100

In Ukraine in 2014, this question was modified to ask about "Crimea" in Crimea and "Ukraine" elsewhere. Results are combined.

		RESULTS FOR CRIMEA NOT INCLUDED: Q21q Now I am going to read you a list of things that may be problems in our country. Please tell me if you think: q. lack of political leadership is a....						
		Very big problem	Moderately big problem	Small problem	Not a problem at all	DK/Refused	Total	N=
Ukraine	Spring, 2014	63	27	5	1	3	100	1346

		Q37UKRa I'd like you to rate some different groups of people in Ukraine according to how you feel about them. Please tell me whether your opinion is very favorable, mostly favorable, mostly unfavorable or very unfavorable. a. Russians					
		Very favorable	Mostly favorable	Mostly unfavorable	Very unfavorable	DK/Refused	Total
Ukraine	Spring, 2014	41	43	8	6	2	100
	Spring, 2011	49	44	3	1	2	100
	Fall, 2009	39	45	6	2	9	100
	Spring, 1991	23	67	6	0	3	100

In Ukraine in 2014, this question was modified to ask about "Crimea" in Crimea and "Ukraine" elsewhere. Results are combined.

		Q37UKRb I'd like you to rate some different groups of people in Ukraine according to how you feel about them. Please tell me whether your opinion is very favorable, mostly favorable, mostly unfavorable or very unfavorable. b. Jews					
		Very favorable	Mostly favorable	Mostly unfavorable	Very unfavorable	DK/Refused	Total
Ukraine	Spring, 2014	38	49	7	2	4	100
	Fall, 2009	16	51	10	3	20	100
	Spring, 1991	8	61	18	4	9	100

In Ukraine in 2014, this question was modified to ask about "Crimea" in Crimea and "Ukraine" elsewhere. Results are combined.

		Q37UKRc I'd like you to rate some different groups of people in Ukraine according to how you feel about them. Please tell me whether your opinion is very favorable, mostly favorable, mostly unfavorable or very unfavorable. c. Ukrainians					
		Very favorable	Mostly favorable	Mostly unfavorable	Very unfavorable	DK/Refused	Total
Ukraine	Spring, 2014	52	44	2	1	1	100
	Spring, 1991	38	59	2	0	2	100

In Ukraine in 2014, this question was modified to ask about "Crimea" in Crimea and "Ukraine" elsewhere. Results are combined.

		Q37UKRd I'd like you to rate some different groups of people in Ukraine according to how you feel about them. Please tell me whether your opinion is very favorable, mostly favorable, mostly unfavorable or very unfavorable. d. Tatars					
		Very favorable	Mostly favorable	Mostly unfavorable	Very unfavorable	DK/Refused	Total
Ukraine	Spring, 2014	37	47	7	1	8	100

In Ukraine in 2014, this question was modified to ask about "Crimea" in Crimea and "Ukraine" elsewhere. Results are combined.

		NOT ASKED IN CRIMEA: Q38aUKR What kind of influence is aUKR. the current government in Kiev having on the way things are going in Ukraine?						
		Very good	Somewhat good	Somewhat bad	Very bad	DK/Refused	Total	N=
Ukraine	Spring, 2014	8	33	26	23	10	100	1346

		ASKED IN CRIMEA ONLY: Q38aCRI What kind of influence is the group having on the way things are going in Crimea. Is the influence of aCRI. the current government in Simferopol very good, somewhat good, somewhat bad or very bad in Crimea?						
		Very good	Somewhat good	Somewhat bad	Very bad	DK/Refused	Total	N=
Crimea	Spring, 2014	46	36	7	6	6	100	313

		NOT ASKED IN CRIMEA: Q38bUKR What kind of influence is bUKR. acting President Oleksandr Turchynov having on the way things are going in Ukraine?						
		Very good	Somewhat good	Somewhat bad	Very bad	DK/Refused	Total	N=
Ukraine	Spring, 2014	8	34	24	22	12	100	1346

		ASKED IN CRIMEA ONLY: Q38bCRI What kind of influence is bCRI. Prime Minister Sergey Aksyonov having on the way things are going in in Crimea?						
		Very good	Somewhat good	Somewhat bad	Very bad	DK/Refused	Total	N=
Crimea	Spring, 2014	55	28	5	4	8	100	313

		Q38c What kind of influence is the group having on the way things are going in Russia. Is the influence of c. the military very good, somewhat good, somewhat bad or very bad in Russia?					
		Very good	Somewhat good	Somewhat bad	Very bad	DK/Refused	Total
Russia	Spring, 2014	25	53	12	3	7	100
	Spring, 2007	15	45	20	9	10	100
	Summer, 2002	6	47	29	5	13	100

		Q38jUKR1 What kind of influence is the group having on the way things are going in Ukraine. Is the influence of jUKR1. supporters of the Right Sector very good, somewhat good, somewhat bad or very bad in Ukraine?					
		Very good	Somewhat good	Somewhat bad	Very bad	DK/Refused	Total
Ukraine	Spring, 2014	4	15	22	43	16	100

In Ukraine in 2014, this question was modified to ask about "Crimea" in Crimea and "Ukraine" elsewhere. Results are combined.

		RESULTS FOR CRIMEA ONLY: Q38jUKR2 What kind of influence is the group having on the way things are going in Crimea. Is the influence of jUKR2. self-defense forces very good, somewhat good, somewhat bad or very bad in Crimea?						
		Very good	Somewhat good	Somewhat bad	Very bad	DK/Refused	Total	N=
Crimea	Spring, 2014	22	43	8	12	15	100	313

		Q41a Tell me how much confidence you have in each leader to do the right thing regarding world affairs – a lot of confidence, some confidence, not too much confidence, or no confidence at all. a. U.S. President Barack Obama					
		A lot of confidence	Some confidence	Not too much confidence	No confidence at all	DK/Refused	Total
Russia	Spring, 2014	4	11	27	53	5	100
	Spring, 2013	6	23	35	16	20	100
	Spring, 2012	10	26	27	17	21	100
	Spring, 2011	15	26	29	14	16	100
	Spring, 2010	9	32	28	9	22	100
	Spring, 2009	7	30	31	9	23	100
Ukraine	Spring, 2014	14	30	25	23	8	100
	Spring, 2011	8	29	30	12	21	100

		Q41b Tell me how much confidence you have in each leader to do the right thing regarding world affairs – a lot of confidence, some confidence, not too much confidence, or no confidence at all. b. Russian President Vladimir Putin					
		A lot of confidence	Some confidence	Not too much confidence	No confidence at all	DK/Refused	Total
Russia	Spring, 2014	52	31	11	3	3	100
	Spring, 2012	37	32	16	8	7	100
	Spring, 2011	36	39	14	5	6	100
	Spring, 2010	45	32	12	4	7	100
	Spring, 2009	39	42	11	3	4	100
	Spring, 2008	53	30	10	3	4	100
	Spring, 2007	46	38	8	2	6	100
	Spring, 2006	27	48	13	4	8	100
	May, 2003	28	48	19	3	1	100
Ukraine	Spring, 2014	12	11	16	57	5	100
	Spring, 2007	24	32	21	12	10	100

		Q41c Tell me how much confidence you have in each leader to do the right thing regarding world affairs – a lot of confidence, some confidence, not too much confidence, or no confidence at all. c. German Chancellor Angela Merkel					
		A lot of confidence	Some confidence	Not too much confidence	No confidence at all	DK/Refused	Total
Russia	Spring, 2014	7	24	35	21	13	100
	Spring, 2012	16	32	16	7	29	100
	Spring, 2011	16	31	19	6	28	100
	Spring, 2010	11	31	18	4	35	100
	Spring, 2009	7	33	20	5	34	100
	Spring, 2008	14	35	20	8	24	100
	Spring, 2007	12	32	19	6	31	100
	Spring, 2006	9	31	18	5	37	100
Ukraine	Spring, 2014	13	37	24	16	9	100
	Spring, 2011	15	34	16	4	30	100
	Spring, 2007	8	33	22	5	32	100

		UKR4a And what about the following countries or organizations, how would you rate the kind of influence they are having on the way things are going in Ukraine? a. Russia							
		Very good influence	Mostly good influence	Mostly bad influence	Very bad influence	Neither good or bad (VOL)	Both good & bad (VOL)	DK/Refused	Total
Ukraine	Spring, 2014	8	14	18	49	2	5	4	100
	Fall, 2009	18	28	13	12	11	9	9	100

In Ukraine in 2014, this question was modified to ask about "Crimea" in Crimea and "Ukraine" elsewhere. Results are combined.

		UKR4b And what about the following countries or organizations, how would you rate the kind of influence they are having on the way things are going in Ukraine? b. The United States							
		Very good influence	Mostly good influence	Mostly bad influence	Very bad influence	Neither good or bad (VOL)	Both good & bad (VOL)	DK/Refused	Total
Ukraine	Spring, 2014	7	31	18	20	11	10	4	100
	Fall, 2009	6	18	19	18	17	10	12	100
	Spring, 1991	11	49	6	1	6	13	15	100

In Ukraine in 2014, this question was modified to ask about "Crimea" in Crimea and "Ukraine" elsewhere. Results are combined.

		UKR4c And what about the following countries or organizations, how would you rate the kind of influence they are having on the way things are going in Ukraine? c. European Union							
		Very good influence	Mostly good influence	Mostly bad influence	Very bad influence	Neither good or bad (VOL)	Both good & bad (VOL)	DK/Refused	Total
Ukraine	Spring, 2014	12	33	16	17	8	10	5	100
	Fall, 2009	8	32	10	5	21	7	18	100
	Summer, 2002	17	46	12	7	18	0	0	100

In Ukraine in 2014, this question was modified to ask about "Crimea" in Crimea and "Ukraine" elsewhere. Results are combined.

		RESULTS FOR CRIMEA NOT INCLUDED: UKR5 In your opinion, how likely is it that the May 25th elections in Ukraine will be fair?							N=
		Very likely	Somewhat likely	Not too likely	Not at all likely	DK/Refused	Total		
Ukraine	Spring, 2014	13	28	37	13	9	100	1346	

		RESULTS FOR CRIMEA ONLY: UKR5 In your opinion, how likely is it that the May 25th elections in Ukraine will be fair?							N=
		Very likely	Somewhat likely	Not too likely	Not at all likely	DK/Refused	Total		
Crimea	Spring, 2014	3	17	39	35	6	100	313	

		NOT ASKED IN CRIMEA: UKR6 Which is more important for Ukraine – to have strong ties with the European Union or to have strong ties with Russia?							N=
		European Union	Russia	Both equally important (VOL)	Neither (VOL)	DK/Refused	Total		
Ukraine	Spring, 2014	43	18	27	8	4	100	1346	

		RUS2 Should territorial subjects of Russia be allowed to secede if they want to leave?			
		Yes, allowed to secede	No, not allowed to secede	DK/Refused	Total
Russia	Spring, 2014	48	39	13	100

		RUS3 Please tell me whether you completely agree, mostly agree, mostly disagree or completely disagree with the following statement: a. It is sometimes necessary to use military force to maintain order in the world					
		Completely agree	Mostly agree	Mostly disagree	Completely disagree	DK/Refused	Total
Russia	Spring, 2014	22	43	17	12	5	100
	Spring, 2011	15	37	23	15	9	100
	Spring, 2010	23	38	26	9	5	100
	Spring, 2007	21	40	21	10	8	100
	Spring, 1991	22	40	13	14	12	100

		Q109d Do you think the government of d. Russia respects the personal freedoms of its people, or don't you think so?			
		Yes - respects personal freedoms	No – does not respect personal freedoms	DK/Refused	Total
Russia	Spring, 2014	57	32	11	100
	Spring, 2008	45	44	12	100
Ukraine	Spring, 2014	24	60	16	100

		Q109e Do you think the government of e. Ukraine respects the personal freedoms of its people, or don't you think so?			
		Yes - respects personal freedoms	No – does not respect personal freedoms	DK/Refused	Total
Russia	Spring, 2014	14	73	13	100

		RESULTS FOR CRIMEA NOT INCLUDED: Q109e Do you think the government of e. Ukraine respects the personal freedoms of its people, or don't you think so?				
		Yes - respects personal freedoms	No – does not respect personal freedoms	DK/Refused	Total	N=
Ukraine	Spring, 2014	34	53	13	100	1346

		RESULTS FOR CRIMEA ONLY: Q109e Do you think the government of e. Ukraine respects the personal freedoms of its people, or don't you think so?				
		Yes - respects personal freedoms	No – does not respect personal freedoms	DK/Refused	Total	N=
Crimea	Spring, 2014	7	65	28	100	313

		RUS4 As you may know, on March 16th, Crimea voted in a referendum to join Russia. In your opinion, was the vote on this referendum free and fair?			
		Yes, it was free and fair	No, it was not free and fair	DK/Refused	Total
Russia	Spring, 2014	84	7	9	100

		RUS5 And in your opinion, should the government in Kiev recognize the results of the March 16th referendum and allow Crimea to join Russia?			
		Yes, government should recognize the results	No, government should not recognize the results	DK/Refused	Total
Russia	Spring, 2014	89	2	8	100

		RUS6 In your opinion, has President Putin's handling of the situation in Ukraine led people in other countries to have a more favorable opinion of Russia, a less favorable opinion, or has it made no difference?				
		More favorable	Less favorable	No difference	DK/Refused	Total
Russia	Spring, 2014	43	26	22	9	100

		NOT ASKED IN CRIMEA: UKR7a What should be an official language in Ukraine – only Ukrainian, both Ukrainian and Russian, or only Russian?				
		Ukrainian	Both	Russian	DK/Refused	Total
Ukraine	Spring, 2014	43	53	1	3	100

		ASKED IN CRIMEA ONLY: UKR7b What should be an official language in Crimea – only Russian, both Russian and Ukrainian, or only Ukrainian?				
		Only Russian	Both Ukrainian and Russian	Only Ukrainian	DK/Refused	Total
Crimea	Spring, 2014	21	74	0	5	100

		RESULTS FOR UKR7a AND UKR7b COMBINED: What should be an official language in Ukraine – only Ukrainian, both Ukrainian and Russian, or only Russian?				
		Ukrainian	Both	Russian	DK/Refused	Total
Ukraine	Spring, 2014	41	54	2	3	100

In Ukraine in 2014, this question was modified to ask about "Crimea" in Crimea and "Ukraine" elsewhere. The order of the response categories were reversed in Crimea. Results are combined.

		UKR8 As you may know, on March 16th, Crimea voted in a referendum to join Russia. In your opinion, was the vote on this referendum free and fair?			
		Yes, it was free and fair	No, it was not free and fair	DK/Refused	Total
Ukraine	Spring, 2014	25	60	15	100

		UKR9 And in your opinion, should the government in Kiev recognize the results of the March 16th referendum and allow Crimea to join Russia?			
		Yes, government should recognize the results	No, government should not recognize the results	DK/Refused	Total
Ukraine	Spring, 2014	30	57	13	100

		UKR10 In your opinion, should Ukraine remain one, united country, or should regions of Ukraine be allowed to secede if they want to leave?			
		Remain united	Allowed to secede	DK/Refused	Total
Ukraine	Spring, 2014	77	14	9	100