

FOR RELEASE DECEMBER 11, 2017

Key Middle East Publics See Russia, Turkey and U.S. All Playing Larger Roles in Region

Most do not expect Syrian war to end in 2018

BY *Janell Fetterolf and Jacob Poushter*

FOR MEDIA OR OTHER INQUIRIES:

Jacob Poushter, Senior Researcher
Rhonda Stewart, Senior Communications Manager

202.419.4372

www.pewresearch.org

About Pew Research Center

Pew Research Center is a nonpartisan fact tank that informs the public about the issues, attitudes and trends shaping America and the world. It does not take policy positions. The Center conducts public opinion polling, demographic research, content analysis and other data-driven social science research. It studies U.S. politics and policy; journalism and media; internet, science and technology; religion and public life; Hispanic trends; global attitudes and trends; and U.S. social and demographic trends. All of the center's reports are available at www.pewresearch.org. Pew Research Center is a subsidiary of The Pew Charitable Trusts, its primary funder.

© Pew Research Center 2017

Key Middle East Publics See Russia, Turkey and U.S. All Playing Larger Roles in Region

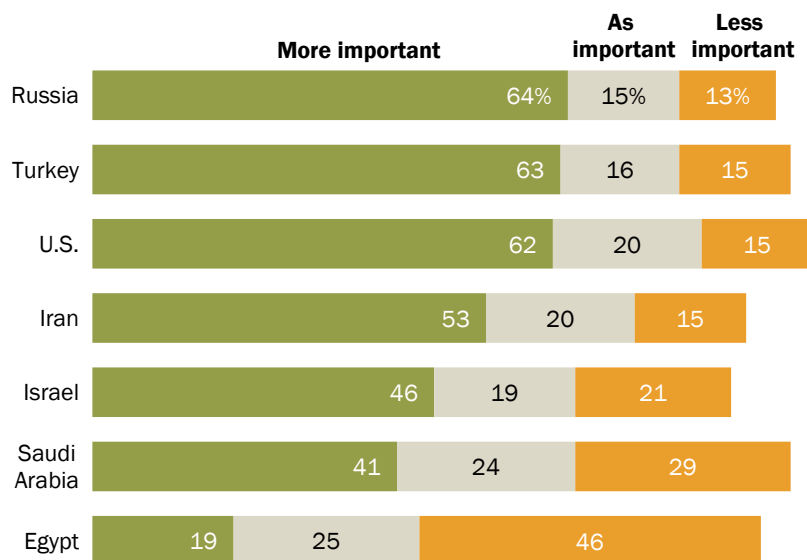
Most do not expect Syrian war to end in 2018

Majorities across five Middle Eastern and North African countries agree that Russia, Turkey and the United States are all playing more important roles in the region than they did 10 years ago, according to a spring 2017 Pew Research Center survey.

While a median of 53% across the same countries also see Iran playing a more important role, fewer in the region say that Israel and Saudi Arabia have gained influence in the past 10 years. The only country the surveyed publics see as less influential a decade on is Egypt.¹

Publics in Middle East see Russia, Turkey, U.S. as gaining prominence in the region

Regional medians saying ___ plays a more important, as important or less important role in the Middle East today compared with 10 years ago



Note: Percentages are medians based on Israel, Jordan, Lebanon, Tunisia and Turkey. Source: Spring 2017 Global Attitudes Survey. Q59a-g.

PEW RESEARCH CENTER

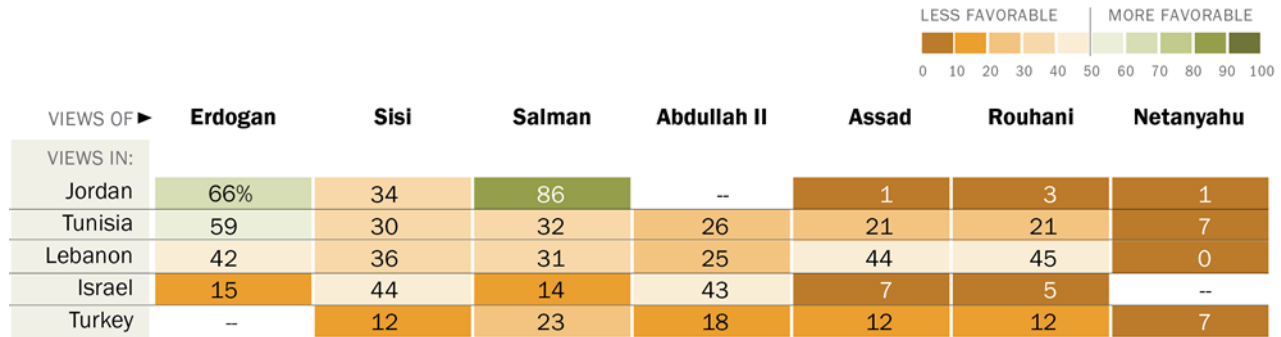
Overall, a number of influential powers in the Middle East are not seen in a favorable light. Roughly one-third or fewer view Russia (median of 35%) or the U.S. (median of 27%) positively. Within the region, views of Iran are particularly poor (14% favorable), though Saudi Arabia fares better (44%).

Middle Eastern and North African publics also tend to rate leaders of other countries in their region negatively. A median of roughly one-third have positive opinions of Egyptian President Abdel Fattah el-Sisi and Saudi King Salman. Views of Jordanian King Abdullah II are similarly low. And very few view Israeli Prime Minister Benjamin Netanyahu favorably, while a median of

¹ Survey was fielded before key political developments in [Israel](#), [Saudi Arabia](#), [Lebanon](#) and [Egypt](#) in the second half of 2017.

Mostly negative views of Middle Eastern leaders

Favorable view of ...



Note: Ratings of leaders in own country not shown in Turkey, Jordan and Israel.

Source: Spring 2017 Global Attitudes Survey. Q60a-g.

PEW RESEARCH CENTER

12% have a positive view of Syrian President Bashar al-Assad or Iranian President Hassan Rouhani. Turkish President Tayyip Erdogan is the exception to the generally negative views, but opinion of him is still mixed.

With respect to the ongoing conflict in Syria, publics are divided on how long they expect it to continue; a median of 26% expect the war in Syria to end in the next year, 32% expect it to end in the next five years and 29% think it will continue for more than five years. Overall, just 32% in Jordan are optimistic about the war ending in the next year, but 64% of Syrians living in Jordan expect the conflict will end in 2018.

Additionally, on the issue of allowing Syrian refugees into their country, people in Jordan, Turkey and Lebanon are strongly in favor of letting in fewer, with many volunteering “none” as the best option.

Middle Eastern nations generally split on how long the Syrian war will last

Do you think the war in Syria will end in the next year, end in the next five years, or continue for more than five years?



Note: Percentages are medians based on Israel, Jordan, Lebanon, Tunisia and Turkey.

Source: Spring 2017 Global Attitudes Survey. Q62.

PEW RESEARCH CENTER

These are among the major findings from a Pew Research Center survey conducted among 6,204 respondents in Israel, Jordan, Lebanon, Tunisia and Turkey from Feb. 27 to April 25, 2017.

Influence of Russia, Turkey, U.S. seen as increasing in the Middle East

Middle Eastern publics see both the U.S. and Russia playing more important roles in the region today than they did 10 years ago.

At least half in all of the nations surveyed say Russia is more influential now compared with a decade ago. Lebanon is particularly likely to say Russia's role has grown, with Shia (81%) and Sunni Muslims (77%) sharing this view.

Majorities in four of the five nations surveyed also say that the U.S.'s prominence in the region has grown in the past 10 years. A plurality in Israel agrees, although roughly a quarter each say that the U.S.'s role is as important (24%) or less important (27%) now.

In Lebanon, Sunni Muslims (78%) are more likely than Christians (64%) or Shia Muslims (52%) to believe the U.S. has become more prominent.

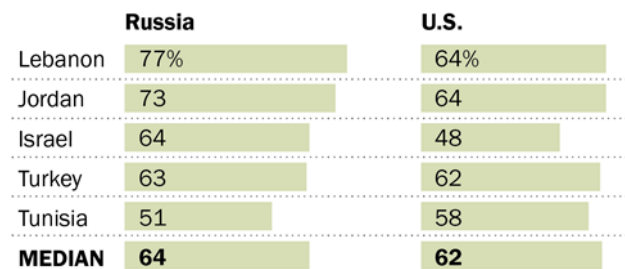
Within the region, many say that Turkey plays a more important role. People in Turkey and Jordan are the most likely to say Turkey's role in the region has grown. Israel is the only country where a plurality says Turkey has lost influence over the past decade. This view is more common among Israeli Jews (45%) than among Israeli Arabs (29%).

About eight-in-ten in Lebanon say that Iran is more influential in the Middle East today than it was 10 years ago. Large majorities across all religious groups hold this view: 89% of Shia Muslims, 77% of Sunni Muslims and 71% of Christians. The view that Iran now plays a less important role in the region is held by roughly a quarter in both Israel (24%) and Turkey (26%).

More than half of Israelis and Jordanians say that Israel has taken on a more important role in the Middle East. And in Israel, Jews and Arabs are similarly likely to hold this view. By contrast, roughly three-in-ten in Lebanon (31%) say that Israel's role has decreased.

Many say U.S. and Russia are more influential today than 10 years ago

— plays a more important role in the Middle East today compared with 10 years ago



Source: Spring 2017 Global Attitudes Survey. Q59a-b.

PEW RESEARCH CENTER

Turkey viewed as having gained prominence in the Middle East

___ plays a more important role in the Middle East today compared with 10 years ago

■ Top choice among Middle Eastern countries

	Turkey	Iran	Israel	Saudi Arabia	Egypt
Turkey	77%	37%	46%	17%	10%
Jordan	76	61	54	53	36
Lebanon	63	79	35	48	18
Tunisia	59	41	45	41	19
Israel	33	53	54	25	24
MEDIAN	63	53	46	41	19

Source: Spring 2017 Global Attitudes Survey. Q59c-g.

PEW RESEARCH CENTER

Across the region, fewer say Saudi Arabia's role in the region has grown. Jordan is the only country where more than half hold this view, though a majority (61%) of Sunni Muslims in Lebanon say this. Only a quarter or fewer in Israel and Turkey agree.

Few say that Egypt plays a more important role in the Middle East now compared with 10 years ago. Instead, at least four-in-ten in Turkey, Lebanon, Tunisia and Israel say that Egypt's prominence in the region has waned.

Widely negative views of Iran

Overall, the Middle Eastern and North African nations surveyed have a very poor opinion of Iran and generally rate Saudi Arabia and Turkey more positively.

Majorities in both Tunisia and Jordan espouse positive views of Turkey. Lebanese are split based on their religious views, with more than half of Sunnis and Christians but only 8% of Shias holding a favorable opinion. Similarly, Israeli Jews and Arabs strongly disagree on Turkey; 72% of Israeli Arabs but only 7% of Israeli Jews think well of Turkey.

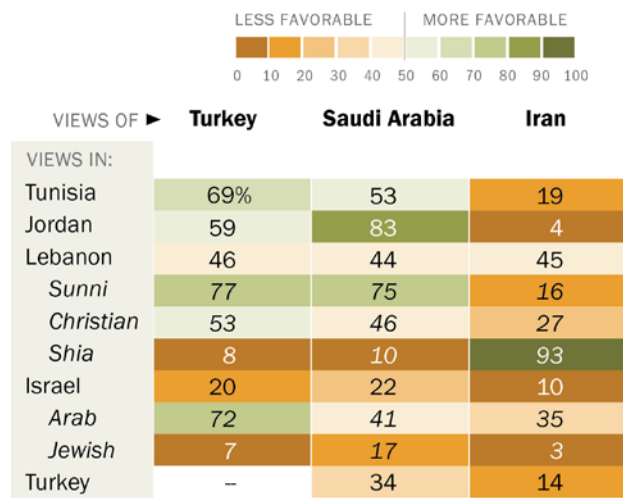
Many view Saudi Arabia negatively, but Jordan – which has [deepened its ties](#) to Saudi Arabia in recent years – has a very positive opinion of the neighboring kingdom. More than half in Tunisia agree. As with views of Turkey, Sunni Muslims in Lebanon hold significantly more positive views of Saudi Arabia than Shias.

Opinions of Iran are remarkably poor. Fewer than one-in-five in Turkey, Israel and Jordan have positive views of Iran. Jordan's extremely negative views are similar to views in 2015, but have soured substantially since 2006 – the first time the question was asked in Jordan – when roughly half (49%) viewed Iran favorably.

Compared with its neighbors, Lebanon holds more positive views of Iran overall, but opinions are once more sharply divided by religious background; 93% of Shia Muslims in Lebanon view the Shia-majority nation positively, compared with only 27% of Christians and 16% of Sunnis.

Extremely negative views of Iran among Middle Eastern nations

Favorable view of ...



Source: Spring 2017 Global Attitudes Survey. Q12d, m-n.

PEW RESEARCH CENTER

Mixed views of Erdogan; poor ratings for Assad, Rouhani, Netanyahu

Publics in the Middle East tend to see Turkish President Tayyip Erdogan more positively than other Middle Eastern leaders. Yet, views of the Turkish president vary drastically across the region. Fewer than half in Lebanon and only 15% in Israel express a positive opinion of Erdogan. Israeli Jews (4%) and Lebanese Shia Muslims (7%) hold particularly negative views.

Views of Erdogan have improved in Tunisia (up 10 percentage points since 2014) and Jordan (7 points since 2015). Lebanese views have become less favorable since 2015 (down 8 points).

Middle Eastern publics have much more tepid views of Egyptian President Abdel Fattah el-Sisi. Israelis have the most positive opinion of Sisi among the countries surveyed, but Israeli Arabs (22%) view him significantly less positively than Israeli Jews (49%). Sisi receives the most negative ratings in Turkey, where only 12% view him favorably. Erdogan, the Turkish Prime Minister in 2013, [publicly opposed](#) the overthrow of Sisi's predecessor, Mohamed Morsi.

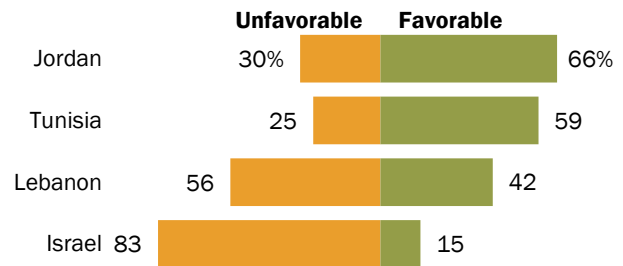
Saudi King Salman is generally viewed poorly, especially in Israel where only 14% hold a favorable view and no Israelis say they have a *very* favorable opinion of the Saudi leader. By contrast, 86% in Jordan view Salman positively and half view him very positively.

Jordanian King Abdullah II receives ratings more similar to those of other Middle Eastern leaders. Views of the king are the least positive among Turks; only 18% view him favorably, but a plurality (43%) does not express an opinion.

Views of Syrian President Bashar al-Assad are negative across all of the Middle Eastern and North African nations surveyed. Only 7% in

Opinion of Erdogan is mixed

Views of Turkish President Tayyip Erdogan

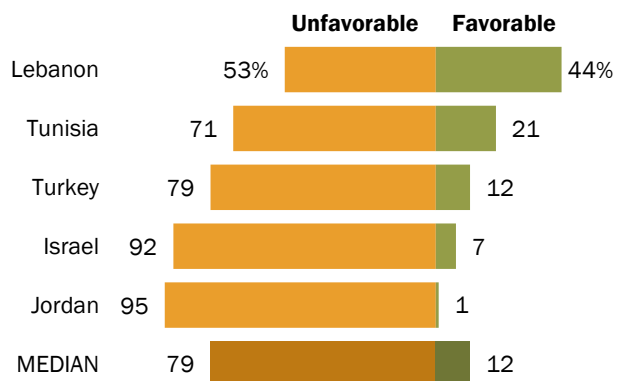


Source: Spring 2017 Global Attitudes Survey. Q60b.

PEW RESEARCH CENTER

Lebanese most positive on Assad

Views of Syrian President Bashar al-Assad



Source: Spring 2017 Global Attitudes Survey. Q60c.

PEW RESEARCH CENTER

Israel and 1% in Jordan view Assad positively. Syrians living in Jordan have similarly negative views of the Syrian president; only 3% have a favorable view of Assad.

Views of Assad are more favorable in Lebanon than in any other country, but they vary starkly between Shia and Sunni Muslims in the country. A large majority of Shias (93%) and only 13% of Sunnis have a favorable opinion of the Syrian president.

In most countries, ratings of Assad have been similarly low since the first time this question was asked. However, opinion has become more favorable in Tunisia over the past five years (up 13 percentage points since 2012).

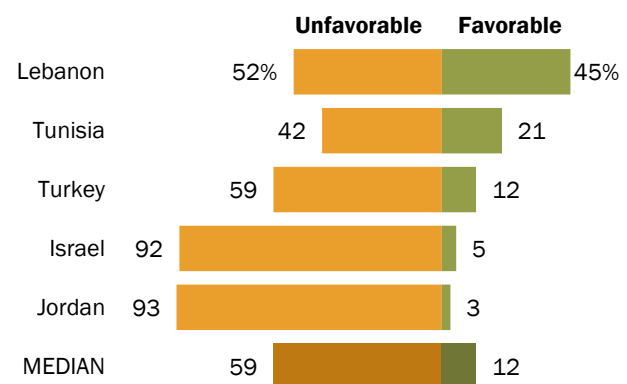
Opinions of Iranian President Hassan Rouhani are generally similar to opinions of Assad. Fewer than 10% in both Israel and Jordan hold a positive view of the Iranian president.

Public views of Rouhani have become more negative in Jordan – 13% held a positive view of the leader in 2015 – but views in Israel have remained very low. Israeli Jews (0% favorable) and Israeli Arabs (22%) share low opinions of Rouhani. And in Jordan, both Syrians (1%) and Jordanians (4%) have very negative opinions of the Iranian president.

Israeli Prime Minister Benjamin Netanyahu receives extremely negative ratings from nations in the Middle East and North Africa. Only 7% in both Tunisia and Turkey, 1% in Jordan and 0% in Lebanon have a favorable view of Netanyahu. And the negative opinion in Jordan and Lebanon is particularly intense; 95% of Jordanians and 97% of Lebanese say they have a very unfavorable view.

Opinion of Rouhani quite negative in most countries

Views of Iranian President Hassan Rouhani

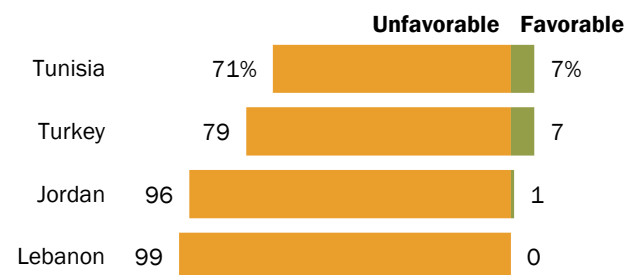


Source: Spring 2017 Global Attitudes Survey. Q60f.

PEW RESEARCH CENTER

Netanyahu viewed extremely poorly

Views of Israeli Prime Minister Benjamin Netanyahu



Source: Spring 2017 Global Attitudes Survey. Q60d.

PEW RESEARCH CENTER

Lebanese opinion on leaders diverges by religious group

In Lebanon, Christians, Shias and Sunnis have remarkably different views of the Middle Eastern leaders tested. Overall, Shias and Sunnis disagree the most, with Christians' views falling somewhere in the middle.

Shia Muslims in Lebanon hold more positive views of both Rouhani and Assad, compared with Sunni Muslims. Rouhani [supports Assad](#) in the civil war in Syria, as does [Hezbollah](#), the Lebanese Shia-run militant group labeled a terrorist organization by the U.S. A Pew Research Center survey in 2014 found that a large majority of Shia Muslims in Lebanon held a [positive view of the group](#).

Sunni Muslims show the strongest preference for Erdogan, a 66-percentage-point difference compared with Shia Muslims. Salman, Sisi and Abdullah II – all leaders of Sunni-majority countries – are also viewed more positively by Sunnis than Shias.

Netanyahu is the only leader whom Sunni and Shia Muslims in Lebanon view similarly; none of the Lebanese surveyed hold a positive view of the Israeli leader.

In Lebanon, Shia and Sunni views of leaders are starkly different

Favorable view of ...

	Sunni Muslim	Christian	Shia Muslim	Shia-Sunni diff
	%	%	%	
Rouhani	15	24	97	+82
Assad	13	26	93	+80
Netanyahu	0	0	0	0
Abdullah II	37	24	7	-30
Sisi	51	40	15	-36
Salman	58	30	1	-57
Erdogan	73	49	7	-66

Note: Statistically significant differences in **bold**.

Source: Spring 2017 Global Attitudes Survey. Q60a-g.

PEW RESEARCH CENTER

The Syrian civil war

The Syrian civil war, now in its seventh year, pits many of the region's key players against each other. Few are optimistic that the war will end within the next year, though many believe it will not last beyond the next five years.

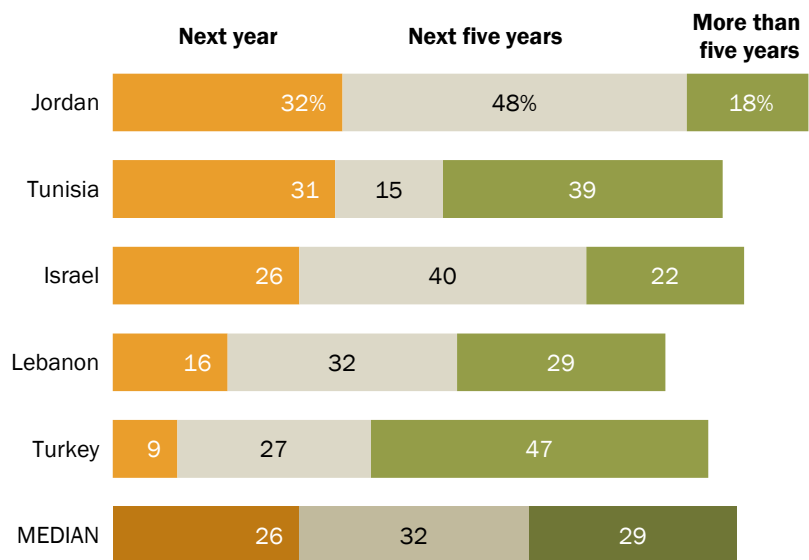
Views are most optimistic in Jordan. Fully 80% expect the war in Syria to end sometime in the next five years, including 32% who think it will end within the year. Syrians living in Jordan are even more hopeful about the war in their homeland; 64% expect it will end within the year, 26% say it will end within the next five years and only 10% think it will continue for more than five years.

Roughly two-thirds in Israel say the war will be over within the next five years, and 48% in Lebanon agree.

Turks are the most pessimistic about the length of the civil war in Syria. Nearly half say the war will continue for more than five years.

Most do not expect war in Syria to end in 2018

Do you think that the war in Syria will end in the next year, end in the next five years or continue for more than five years?



Source: Spring 2017 Global Attitudes Survey. Q62.

PEW RESEARCH CENTER

While the conflict continues, many in Turkey, Jordan and Lebanon want their country to accept fewer refugees. As of mid-2016, these countries and other neighboring nations have taken in about [4.8 million Syrian refugees](#). Only 8% in Jordan and 4% in Lebanon and Turkey support accepting more refugees from Syria.

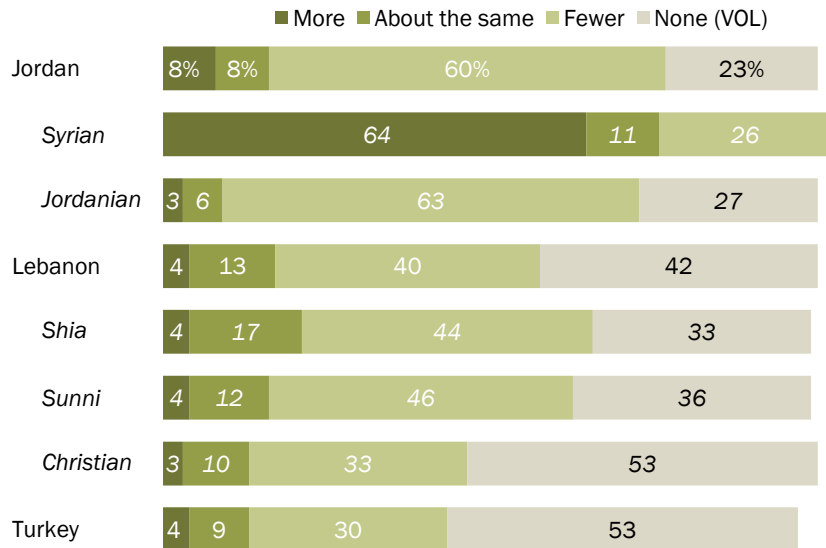
A majority in Jordan wants its country to accept fewer Syrian refugees and around one-quarter (23%) say their country should not accept any refugees (a volunteered category). However, Syrians already living in Jordan have very different views. A large majority of them say the country should accept more refugees from Syria and 0% say that Jordan should stop accepting refugees all together.

In Lebanon, similar numbers say their country should either accept fewer refugees (40%) or none at all (42%). Christians are more likely than Shia or Sunni Muslims to say that Lebanon should not accept any refugees from Syria.

Three-in-ten in Turkey want their country to accept fewer refugees from Syria and more than half say their country should stop accepting refugees entirely.

Jordan, Lebanon, Turkey want fewer Syrian refugees allowed into their country

In your opinion, should we allow more refugees from Syria into our country, fewer refugees or about the same as we do now?



Source: Spring 2017 Global Attitudes Survey. Q61.

PEW RESEARCH CENTER

Acknowledgments

This report is a collaborative effort based on the input and analysis of the following individuals.

Janell Fetterolf, *Research Associate*

Jacob Poushter, *Senior Researcher*

James Bell, *Vice President, Global Strategy*

Caldwell Bishop, *Research Associate*

Hanyu Chwe, *Research Assistant*

Stefan Cornibert, *Communications Manager*

Danielle Cuddington, *Research Analyst*

Claudia Deane, *Vice President, Research*

Courtney Johnson, *Research Associate*

Michael Keegan, *Information Graphics Designer*

David Kent, *Copy Editor*

Dorothy Manevich, *Research Analyst*

Martha McRoy, *Research Methodologist*

Patrick Moynihan, *Associate Director, International Research Methods*

Courtney Nelson, *Research Assistant*

Audrey Powers, *Administrative Manager*

Ariana Rodriguez-Gitler, *Digital Producer*

Steve Schwarzer, *Senior Research Methodologist*

Laura Silver, *Senior Researcher*

Katie Simmons, *Associate Director, Research*

Rhonda Stewart, *Senior Communications Manager*

Bruce Stokes, *Director, Global Economic Attitudes*

Kyle Taylor, *Research Assistant*

Richard Wike, *Director, Global Attitudes Research*

Margaret Vice, *Senior Researcher*

Methodology

About the Pew Research Center's Spring 2017 Global Attitudes Survey

Results for the survey are based on face-to-face interviews conducted under the direction of D3 Systems, Inc. and ORB International. The results are based on national samples, unless otherwise noted. More details about our international survey methodology and country-specific sample designs are [available here](#).

[Detailed information on survey methods for this report](#)

[General information on international survey research](#)

Topline Questionnaire

Pew Research Center

Spring 2017 Survey

December 11, 2017 Release

Methodological notes:

- Survey results are based on national samples. For further details on sample designs, see Methodology section and our [international survey methods database](#).
- Due to rounding, percentages may not total 100%. The topline “total” columns show 100%, because they are based on unrounded numbers.
- Since 2007, the Pew Research Center has used an automated process to generate topline for its Global Attitudes surveys. As a result, numbers may differ slightly from those published prior to 2007.
- Not all questions included in the Spring 2017 survey are presented in this topline. Omitted questions have either been previously released or will be released in future reports.

		Q12d. Please tell me if you have a very favorable, somewhat favorable, somewhat unfavorable or very unfavorable opinion of _____. d. Iran					
		Very favorable	Somewhat favorable	Somewhat unfavorable	Very unfavorable	DK/Refused	Total
Israel	Spring, 2017	2	8	20	68	2	100
	Spring, 2015	1	4	13	79	2	100
	Spring, 2014	2	6	36	55	2	100
	Spring, 2013	1	4	17	75	2	100
	Spring, 2011	1	5	11	81	2	100
	Spring, 2009	2	5	25	64	4	100
	Spring, 2007	1	4	16	77	3	100
Jordan	Spring, 2017	1	3	37	56	3	100
	Spring, 2015	1	7	36	53	3	100
	Spring, 2014	3	8	35	52	3	100
	Spring, 2013	3	15	37	44	2	100
	Spring, 2012	3	15	38	41	3	100
	Spring, 2011	3	20	35	37	5	100
	Spring, 2010	11	26	34	29	1	100
	Spring, 2009	5	25	24	42	4	100
	Spring, 2008	10	31	29	27	4	100
	Spring, 2007	8	38	32	21	1	100
	Spring, 2006	12	37	33	18	1	100
Lebanon	Spring, 2017	29	16	11	41	2	100
	Spring, 2015	29	12	10	48	1	100
	Spring, 2014	31	10	8	50	1	100
	Spring, 2013	27	13	9	51	0	100
	Spring, 2012	26	13	13	48	0	100
	Spring, 2011	25	14	12	47	2	100
	Spring, 2010	23	16	13	47	1	100
	Spring, 2009	23	12	8	54	3	100
	Spring, 2008	19	15	10	56	1	100
	Spring, 2007	17	19	14	50	1	100
Tunisia	Spring, 2017	7	12	16	39	27	100
	Spring, 2014	7	21	22	29	21	100
	Spring, 2013	10	20	17	27	26	100
	Spring, 2012	14	25	26	17	17	100
Turkey	Spring, 2017	1	13	29	48	9	100
	Spring, 2015	3	14	25	39	20	100
	Spring, 2014	4	10	16	59	11	100
	Spring, 2013	3	16	24	44	12	100
	Spring, 2012	8	18	16	39	19	100
	Spring, 2011	6	18	25	37	15	100
	Spring, 2010	5	21	15	43	16	100
	Spring, 2009	4	15	12	46	23	100
	Spring, 2008	6	18	11	45	20	100
	Spring, 2007	5	23	18	38	16	100
	Spring, 2006	18	35	15	20	12	100
	Summer, 2002	5	17	17	44	17	100

		Q12m. Please tell me if you have a very favorable, somewhat favorable, somewhat unfavorable or very unfavorable opinion of _____. m. Saudi Arabia					
		Very favorable	Somewhat favorable	Somewhat unfavorable	Very unfavorable	DK/Refused	Total
Israel	Spring, 2017	3	19	38	36	4	100
	Spring, 2015	1	13	41	42	3	100
	Spring, 2007	2	15	35	44	4	100
Jordan	Spring, 2017	48	35	8	7	2	100
	Spring, 2015	46	32	11	8	4	100
	Spring, 2013	56	32	8	3	1	100
	Spring, 2012	61	29	9	1	0	100
	Spring, 2008	61	30	4	2	3	100
	Spring, 2007	63	27	7	3	1	100
Lebanon	Spring, 2017	26	18	17	36	2	100
	Spring, 2015	29	19	20	32	0	100
	Spring, 2013	32	19	18	31	1	100
	Spring, 2012	31	19	20	28	3	100
	Spring, 2008	38	31	11	17	2	100
	Spring, 2007	44	38	10	7	1	100
Tunisia	Spring, 2017	31	22	11	29	7	100
	Spring, 2013	13	27	14	31	14	100
	Spring, 2012	14	26	21	29	9	100
Turkey	Spring, 2017	8	26	26	30	10	100
	Spring, 2015	5	16	22	37	20	100
	Spring, 2013	8	18	16	37	21	100
	Spring, 2012	8	15	13	44	21	100
	Spring, 2008	10	26	13	30	20	100
	Spring, 2007	8	32	12	27	21	100

		Q12n. Please tell me if you have a very favorable, somewhat favorable, somewhat unfavorable or very unfavorable opinion of _____. n. Turkey					
		Very favorable	Somewhat favorable	Somewhat unfavorable	Very unfavorable	DK/Refused	Total
Israel	Spring, 2017	5	15	40	40	1	100
	Spring, 2015	3	8	37	48	3	100
	Spring, 2013	2	12	38	42	5	100
	Spring, 2011	3	10	29	54	4	100
Jordan	Spring, 2017	20	39	23	16	2	100
	Spring, 2015	20	45	20	13	2	100
	Spring, 2013	32	40	21	5	3	100
	Spring, 2012	34	38	24	5	0	100
	Spring, 2011	31	38	24	6	2	100
	Summer, 2002	22	11	36	32	0	100
Lebanon	Spring, 2017	20	26	17	36	2	100
	Spring, 2015	24	30	15	30	1	100
	Spring, 2013	26	30	14	29	1	100
	Spring, 2012	25	34	15	22	3	100
	Spring, 2011	31	37	14	16	2	100
	Summer, 2002	4	26	25	22	23	100
Tunisia	Spring, 2017	40	29	9	14	9	100
	Spring, 2013	34	33	6	9	18	100
	Spring, 2012	49	29	8	5	10	100

		Q59a. Generally speaking, do you think ____ plays a more important role in the Middle East today compared with 10 years ago, a less important role, or about as important a role as it did 10 years ago? a. Russia				
		More important role	Less important role	As important as 10 years ago	DK/Refused	Total
Israel	Spring, 2017	64	19	16	2	100
Jordan	Spring, 2017	73	13	12	2	100
Lebanon	Spring, 2017	77	6	15	1	100
Tunisia	Spring, 2017	51	11	16	22	100
Turkey	Spring, 2017	63	15	9	13	100

		Q59b. Generally speaking, do you think ____ plays a more important role in the Middle East today compared with 10 years ago, a less important role, or about as important a role as it did 10 years ago? b. the United States				
		More important role	Less important role	As important as 10 years ago	DK/Refused	Total
Israel	Spring, 2017	48	27	24	1	100
Jordan	Spring, 2017	64	15	20	1	100
Lebanon	Spring, 2017	64	15	20	1	100
Tunisia	Spring, 2017	58	14	16	11	100
Turkey	Spring, 2017	62	16	13	9	100

		Q59c. Generally speaking, do you think ____ plays a more important role in the Middle East today compared with 10 years ago, a less important role, or about as important a role as it did 10 years ago? c. Egypt				
		More important role	Less important role	As important as 10 years ago	DK/Refused	Total
Israel	Spring, 2017	24	49	25	2	100
Jordan	Spring, 2017	36	25	38	1	100
Lebanon	Spring, 2017	18	46	31	5	100
Tunisia	Spring, 2017	19	48	22	11	100
Turkey	Spring, 2017	10	41	24	26	100

		Q59d. Generally speaking, do you think ____ plays a more important role in the Middle East today compared with 10 years ago, a less important role, or about as important a role as it did 10 years ago? d. Saudi Arabia				
		More important role	Less important role	As important as 10 years ago	DK/Refused	Total
Israel	Spring, 2017	25	41	31	4	100
Jordan	Spring, 2017	53	23	24	1	100
Lebanon	Spring, 2017	48	29	21	2	100
Tunisia	Spring, 2017	41	27	23	9	100
Turkey	Spring, 2017	17	35	25	22	100

		Q59e. Generally speaking, do you think ____ plays a more important role in the Middle East today compared with 10 years ago, a less important role, or about as important a role as it did 10 years ago? e. Turkey				
		More important role	Less important role	As important as 10 years ago	DK/Refused	Total
Israel	Spring, 2017	33	42	23	3	100
Jordan	Spring, 2017	76	13	8	3	100
Lebanon	Spring, 2017	63	19	16	2	100
Tunisia	Spring, 2017	59	15	16	11	100
Turkey	Spring, 2017	77	11	7	5	100

		Q59f. Generally speaking, do you think ____ plays a more important role in the Middle East today compared with 10 years ago, a less important role, or about as important a role as it did 10 years ago? f. Iran				
		More important role	Less important role	As important as 10 years ago	DK/Refused	Total
Israel	Spring, 2017	53	24	20	2	100
Jordan	Spring, 2017	61	15	23	1	100
Lebanon	Spring, 2017	79	6	14	2	100
Tunisia	Spring, 2017	41	15	21	23	100
Turkey	Spring, 2017	37	26	18	18	100

		Q59g. Generally speaking, do you think ____ plays a more important role in the Middle East today compared with 10 years ago, a less important role, or about as important a role as it did 10 years ago? g. Israel				
		More important role	Less important role	As important as 10 years ago	DK/Refused	Total
Israel	Spring, 2017	54	11	34	1	100
Jordan	Spring, 2017	54	23	18	4	100
Lebanon	Spring, 2017	35	31	31	2	100
Tunisia	Spring, 2017	45	16	19	20	100
Turkey	Spring, 2017	46	21	19	14	100

		Q60a. Please tell me if you have a very favorable, somewhat favorable, somewhat unfavorable or very unfavorable opinion of ____? a. Egyptian President Abdel Fattah el-Sisi					
		Very favorable	Somewhat favorable	Somewhat unfavorable	Very unfavorable	DK/Refused	Total
Israel	Spring, 2017	8	36	34	19	4	100
	Spring, 2015	4	45	34	13	5	100
Jordan	Spring, 2017	10	24	35	30	1	100
	Spring, 2015	14	27	41	16	2	100
Lebanon	Spring, 2017	9	27	28	30	6	100
	Spring, 2015	10	31	29	30	0	100
Tunisia	Spring, 2017	13	17	12	42	16	100
Turkey	Spring, 2017	2	10	19	36	34	100
	Spring, 2015	3	11	24	31	31	100

		Q60b. Please tell me if you have a very favorable, somewhat favorable, somewhat unfavorable or very unfavorable opinion of ____? b. Turkish President Tayyip Erdogan					
		Very favorable	Somewhat favorable	Somewhat unfavorable	Very unfavorable	DK/Refused	Total
Israel	Spring, 2017	4	11	33	50	2	100
	Spring, 2015	3	7	21	65	4	100
	Spring, 2014	3	13	34	49	2	100
	Spring, 2013	3	11	31	53	2	100
Jordan	Spring, 2017	21	45	20	10	4	100
	Spring, 2015	12	47	22	16	3	100
	Spring, 2014	24	36	22	15	3	100
	Spring, 2013	36	39	17	6	3	100
	Spring, 2012	37	39	17	3	4	100
Lebanon	Spring, 2017	18	24	19	37	2	100
	Spring, 2015	22	28	19	30	1	100
	Spring, 2014	22	27	18	31	1	100
	Spring, 2013	25	29	20	25	1	100
	Spring, 2012	25	33	23	18	2	100
Tunisia	Spring, 2017	34	25	8	17	17	100
	Spring, 2014	19	30	11	15	25	100
	Spring, 2013	24	28	6	12	30	100
	Spring, 2012	44	30	7	5	15	100

		Q60c. Please tell me if you have a very favorable, somewhat favorable, somewhat unfavorable or very unfavorable opinion of _____? c. Syrian President Bashar al-Assad					
		Very favorable	Somewhat favorable	Somewhat unfavorable	Very unfavorable	DK/Refused	Total
Israel	Spring, 2017	1	6	20	72	1	100
	Spring, 2015	1	5	11	81	2	100
	Spring, 2014	2	5	31	61	1	100
	Spring, 2013	1	6	27	64	2	100
Jordan	Spring, 2017	0	1	11	84	5	100
	Spring, 2015	2	2	9	82	5	100
	Spring, 2014	1	2	10	78	9	100
	Spring, 2013	3	5	22	68	2	100
	Spring, 2012	2	6	23	67	2	100
Lebanon	Spring, 2017	28	16	13	40	3	100
	Spring, 2015	27	14	13	46	0	100
	Spring, 2014	30	12	8	50	1	100
	Spring, 2013	29	11	9	50	1	100
	Spring, 2012	28	14	13	46	0	100
Tunisia	Spring, 2017	11	10	9	62	8	100
	Spring, 2014	9	9	10	61	10	100
	Spring, 2013	4	5	6	75	10	100
	Spring, 2012	3	5	8	76	9	100
Turkey	Spring, 2017	2	10	15	64	9	100
	Spring, 2015	4	11	18	43	25	100
	Spring, 2014	4	7	11	71	7	100
	Spring, 2013	3	5	24	48	20	100
	Spring, 2012	2	8	19	54	16	100

		Q60d. Please tell me if you have a very favorable, somewhat favorable, somewhat unfavorable or very unfavorable opinion of _____? d. Israeli Prime Minister Benjamin Netanyahu					
		Very favorable	Somewhat favorable	Somewhat unfavorable	Very unfavorable	DK/Refused	Total
Jordan	Spring, 2017	0	1	1	95	3	100
	Spring, 2015	0	1	1	95	3	100
	Spring, 2013	1	1	2	93	4	100
Lebanon	Spring, 2017	0	0	2	97	1	100
	Spring, 2015	0	0	2	97	0	100
	Spring, 2013	0	0	4	95	0	100
Tunisia	Spring, 2017	3	4	7	64	22	100
	Spring, 2013	1	1	2	83	13	100
Turkey	Spring, 2017	1	6	16	63	14	100
	Spring, 2015	2	7	21	44	25	100
	Spring, 2013	1	3	16	54	26	100

		Q60e. Please tell me if you have a very favorable, somewhat favorable, somewhat unfavorable or very unfavorable opinion of ____? e. Saudi King Salman					
		Very favorable	Somewhat favorable	Somewhat unfavorable	Very unfavorable	DK/Refused	Total
Israel	Spring, 2017	0	14	44	32	9	100
Jordan	Spring, 2017	50	36	8	4	2	100
Lebanon	Spring, 2017	13	18	21	43	5	100
Tunisia	Spring, 2017	13	19	10	30	28	100
Turkey	Spring, 2017	4	19	18	25	34	100

		Q60f. Please tell me if you have a very favorable, somewhat favorable, somewhat unfavorable or very unfavorable opinion of ____? f. Iranian President Hassan Rouhani					
		Very favorable	Somewhat favorable	Somewhat unfavorable	Very unfavorable	DK/Refused	Total
Israel	Spring, 2017	1	4	18	74	3	100
	Spring, 2015	1	4	10	80	5	100
	Spring, 2014	2	4	28	63	3	100
Jordan	Spring, 2017	1	2	42	51	3	100
	Spring, 2015	1	12	37	45	6	100
	Spring, 2014	1	4	36	47	12	100
Lebanon	Spring, 2017	32	13	7	45	3	100
	Spring, 2015	29	12	8	50	1	100
	Spring, 2014	31	11	6	52	1	100
Tunisia	Spring, 2017	7	14	13	29	38	100
	Spring, 2014	6	16	14	30	33	100
Turkey	Spring, 2017	1	11	22	37	28	100
	Spring, 2015	4	13	21	34	28	100
	Spring, 2014	4	7	9	50	29	100

		Q60g. Please tell me if you have a very favorable, somewhat favorable, somewhat unfavorable or very unfavorable opinion of ____? g. Jordanian King Abdullah II					
		Very favorable	Somewhat favorable	Somewhat unfavorable	Very unfavorable	DK/Refused	Total
Israel	Spring, 2017	8	35	32	18	7	100
Lebanon	Spring, 2017	4	21	27	43	6	100
Tunisia	Spring, 2017	8	18	10	23	41	100
Turkey	Spring, 2017	5	13	16	22	43	100

		Q61. In your opinion, should we allow more refugees from Syria into our country, fewer refugees or about the same as we do now?					
		More refugees	Fewer refugees	About the same as now	None (VOL)	DK/Refused	Total
Jordan	Spring, 2017	8	60	8	23	1	100
Lebanon	Spring, 2017	4	40	13	42	1	100
Turkey	Spring, 2017	4	30	9	53	4	100
	Spring, 2015	8	67	13	N/A	13	100

In 2015, there was no volunteered 'none' category.

		Q62. Do you think that the war in Syria will end in the next year, end in the next five years, or will it continue for more than five years?				
		In the next year	In the next five years	It will continue for more than five years	DK/Refused	Total
Israel	Spring, 2017	26	40	22	12	100
Jordan	Spring, 2017	32	48	18	2	100
Lebanon	Spring, 2017	16	32	29	23	100
Tunisia	Spring, 2017	31	15	39	16	100
Turkey	Spring, 2017	9	27	47	17	100